

**PRIVATE & CONFIDENTIAL**

**“North Bengal Sugar Mills Ltd.”**

Audit Report and Audited Financial Statements  
For the year ended 30 June 2021.

**KWSR** Khan  
Wahab  
Shafique  
Rahman & Co.

CHARTERED ACCOUNTANTS  
SINCE 1968

A member of

**mg**iworlwide

A Top 20 ranked international network and association  
of independent audit, tax, accounting and consulting firms

**HEAD OFFICE :** RUPALI BIMA BHABAN, 7, RAJUK AVENUE (5TH & 6TH FLOOR), MOTIJHEEL, DHAKA-1000, Tel: 47122785, 223385136, 9551821  
FAX : 880-2-9551821, E-mail : info@kwsrbd.com, kwsr@dhaka.net, Web : www.kwsrbd.com

**BRANCH OFFICE :** FARUK CHAMBER (9TH FLOOR), 1403 SK. MUJIB ROAD, AGRABAD C/A , DOUBLE MOORING, CHATTOGRAM, BANGLADESH,  
Tel : 02333320056, E-mail : kwsrctg@gmail.com



**Independent Auditor's Report**  
**To the Bangladesh Sugar and Food Industries Corporation (BSFIC) Authority of**  
**North Bengal sugar mills Ltd.**  
**Report on the Audit of the Financial Statements**

**Qualified Opinion**

We have audited the financial statements of **North Bengal sugar mills Ltd.** (the Company), which comprise the statement of financial position as at 30 June 2021, and statement of Profit or Loss and other comprehensive income, statement of changes in equity, statement of cash flows and manufacturing account for the year then ended, and notes to the financial statements, including a summary of significant accounting policies.

In our opinion, except for the effects of the matters described in the *Basis for qualified opinion* section of our report, the accompanying financial statements present fairly, in all material respects, the financial position of the **North Bengal sugar mills Ltd.** as at 30 June 2021, and of its financial performance and its cash flows for the year then ended in accordance with International Financial Reporting Standards (IFRSs), the Companies Act 1994 and other applicable laws and regulations.

**Basis for Qualified Opinion**

1. The company incurred a series of net losses in the subsequent three years. Details are given in the tabulated form:

Financial Year	Net profit/(Loss) after tax (BDT.)	Retained Earnings (BDT.)
2018-2019	(945,799,655)	(5,097,770,604)
2019-2020	(861,768,679)	(6,530,340,414)
2020-2021	(1,081,966,297)	(7,659,876,365)

As on 30 June 2021, the Company's current liabilities stood Tk. **7,871,224,356** and non-current liabilities stood Tk. **1,016,031,719** which exceeded its total assets of Tk. **1,365,641,510** by Tk. **7,521,614,565**. We also draw attention to the production difficulties, inability to pay creditors on due dates, the inefficiency of key management, and negative operating cash flows indicated by the financial statements of the company. As per **ISA-570 Para 19 & 23**, these events or conditions indicate that a material uncertainty exists that may cast significant doubt on the Company's ability to continue as a going concern and that the financial statements do not disclose this matter. However, as per P.O.-27 of 1972 *North Bengal Sugar Mills Limited is a nationalised company and will be backed and financially assisted by Government.*

2. IAS 12 requires an entity to recognize a deferred tax liability or (subject to specified conditions) a deferred tax asset for all temporary differences, with some exceptions. Temporary differences are differences between the tax base of an asset or liability and its carrying amount in the statement of financial position. The tax base of an asset or liability is the amount attributed to that asset or liability for tax purposes, but the Company did not reflect any differed tax which is non-compliance of IAS 12.





3. As per Labor Act 2006, section 264 and FRC instruction letter no. 179/FRC/FRM/Notification/2020/2 Para 7 and 8, dated July 7, 2020, an annual audit is to be conducted for the provident fund by an independent auditor. During the time of our audit, we found that the provident Fund of the Company has not been audited since 2018-2019.
4. During the time of our auditing, the company did not provide the Statement of Receipts & Payments and Fund Accounts with the current year Financial Statements for our verification.
5. As disclosed in notes # 18.02 to 18.06, Tk. 367,947,432 has been shown as Liabilities payable for various expenses and others as on 30 June 2021. The balances remained unreconciled as and unverified.
6. In Schedule-B Total Molasses Sales during our audit period was Tk. 130,175,441 on which 15% VAT was Deducted amounting Tk. 19,526,316. However, NBSML provided us the VAT challan of only Tk. 17,000,000 and remaining VAT Challan of Tk. 2,526,316 (Tk. 19,526,316-Tk.17,000,000) was not deposited to the government treasury.

We conducted our audit in accordance with International Standards on Auditing (ISAs). Our responsibilities under those standards are further described in the Auditors' Responsibilities for the Audit of the Financial Statements section of our report. We are independent of the Company in accordance with the International Ethics Standards Board for Accountants' Code of Ethics for Professional Accountants (IESBA Code) together with the ethical requirements that are relevant to our audit of the financial statements in jurisdictions, and we have fulfilled our other ethical responsibilities in accordance these requirements and with the IESBA Code. We believe that the audit evidence we have obtained is sufficient and appropriate to provide a basis for our qualified opinion.

#### **Other Information**

Management is responsible for the other information. The other information comprises all of the information other than the financial statements and our auditor's report thereon.

Our opinion on the financial statements does not cover the other information and we do not express any form of assurance conclusion thereon.

In connection with our audit of the financial statements, our responsibility is to read the other information and, in doing so, consider whether the other information is materially inconsistent with the financial statements or our knowledge obtained in the audit or otherwise appears to be materially misstated.

When we read the annual report, if we conclude that there is a material misstatement therein, we are required to communicate the matter to the board of directors of the Company.

#### **Responsibilities of Management and Those Charged with Governance for the Financial Statements**

Management is responsible for the preparation and fair presentation of the financial statements in accordance with IFRSs, the Companies Act 1994 and other applicable laws and regulations and for such internal control as management determines is necessary to enable the preparation of financial statements that are free from material misstatement, whether due to fraud or error.

In preparing the financial statements, management is responsible for assessing the North Bengal Sugar Mills Ltd. ability to continue as a going concern, disclosing, as applicable, matters related to going concern and using the going concern basis of accounting unless management either





intends to liquidate North Bengal Sugar Mills Ltd. or to cease operations, or has no realistic alternative but to do so.

Those charged with governance are responsible for overseeing the Company's financial reporting process.

### **Auditor's Responsibilities for the Audit of the Financial Statements**

Our objectives are to obtain reasonable assurance about whether the financial statements as a whole are free from material misstatement, whether due to fraud or error, and to issue an auditor's report that includes our opinion. Reasonable assurance is a high level of assurance, but is not a guarantee that an audit conducted in accordance with ISAs will always detect a material misstatement when it exists.

Misstatements can arise from fraud or error and are considered material if, individually or in the aggregate, they could reasonably be expected to influence the economic decisions of users taken on the basis of these financial statements.

As part of an audit in accordance with ISAs, we exercise professional judgment and maintain professional skepticism throughout the audit. We also:

- Identify and assessed the risks of material misstatement of the financial statements, whether due to fraud or error, design and perform audit procedures responsive to those risks, and obtain audit evidence that is sufficient and appropriate to provide a basis for our opinion. The risk of not detecting a material misstatement resulting from fraud is higher than for one resulting from error, as fraud may involve collusion, forgery, intentional omissions, misrepresentations, or the override of internal control.
- Obtain an understanding of internal control relevant to the audit in order to design audit procedures that are appropriate in the circumstances.
- Evaluate the appropriateness of accounting policies used and the reasonableness of accounting estimates and related disclosures made by management but not for the purpose expressing an opinion on the effectiveness of the company's internal control.
- Conclude on the appropriateness of management's use of the going concern basis of accounting and, based on the audit evidence obtained, whether a material uncertainty exists related to events or conditions that may cast significant doubt on the company's ability to continue as a going concern. If we conclude that a material uncertainty exists, we are required to draw attention in our auditor's report to the related disclosures in the financial statements or, if such disclosures are inadequate, to modify our opinion. Our conclusions are based on the audit evidence obtained up to the date of our auditor's report. However, future events or conditions may cause the company to cease to continue as a going concern.
- Evaluate the overall presentation, structure and content of the company's financial statements, including the disclosures, and whether the financial statements represent the underlying transactions and events in a manner that achieves fair presentation.
- Obtain sufficient appropriate audit evidence regarding the financial information of the entities or business activities within the Company to express an opinion on the financial statements. We are responsible for the direction, supervision and performance of the company audit. We remain solely responsible for our audit opinion.





We communicate with those charged with governance regarding, among other matters, the planned scope and timing of the audit and significant audit findings, including any significant deficiencies in internal control that we identify during our audit.

We also provide those charged with governance with a statement that we have complied with relevant ethical requirements regarding independence, and to communicate with them all relationships and other matters that may reasonably be thought to bear on our independence, and where applicable, related safeguards.

From the matters communicated with those charged with governance, we determine those matters that were of most significance in the audit of the financial statements of the current period and are therefore the key audit matters. We describe these matters in our auditors' report unless law or regulation precludes public disclosure about the matter or when, in extremely rare circumstances, we determine that a matter should not be communicated in our report because the adverse consequences of doing so would reasonably be expected to outweigh the public interest benefits of such communication.

#### **Report on other Legal and Regulatory Requirements**

In accordance with the Companies Act 1994 and other applicable laws and regulations, we also report the following:

- a) we have obtained all the information and explanations which to the best of our knowledge and belief were necessary for the purposes of our audit and made due verification thereof;
- b) in our opinion, proper books of accounts as required by law have been kept by the company so far as it appeared from our examination of these books; and
- c) the statements of financial position and statements of comprehensive income dealt with by the report are in agreement with the books of accounts and returns.

Dhaka; Dated  
December 13, 2021

*Khan Wahab Shafique Rahman & Co.*

**Khan Wahab Shafique Rahman & Co.**

**Chartered Accountants**

**Signed By: Md. Abu Sina FCA**

**Senior Partner**

**Enrolment No: 619**

**Firm Registration No.: 11970 E.P.**

**DVC: 2112290610 ASD 75510**





**NORTH BENGAL SUGAR MILLS LTD.**  
**GOPALPUR, NATORE**  
**Statement of Financial Position**  
**As at June 30, 2021**

PARTICULARS	NOTES	MILLS	FARM	Amount in Taka	
		30.06.2021	30.06.2021	30.06.2021	30.06.2020
<b>Assets</b>					
<b>Non-Current assets:</b>					
		114,492,719	2,436,298	116,929,017	111,526,754
Property, Plant and Equipment	4.00	114,492,719	2,436,298	116,929,017	111,526,754
<b>Current Assets</b>					
		1,185,658,512	60,137,180	1,245,795,692	1,506,937,213
Inventories	5.00	300,084,650	57,105,440	357,190,090	751,863,665
Trade Debtors & Sundry Debtors	6.00	220,355,617	-	220,355,617	43,942,616
Advance Deposit & Pre-payments	7.00	49,896,445	3,031,740	52,928,185	99,697,188
Cash & Bank Balances	8.00	97,277,177	-	97,277,177	27,629,932
Current A/C. with Farm	9.00	437,116,928	-	437,116,928	415,600,637
Inter Project Current A/C.	10.00	79,804,225	-	79,804,225	167,079,706
Co-Generation and Establishment of Sugar Refinery	11.00	1,123,470	-	1,123,470	1,123,470
<b>Total Assets:</b>		<b>1,300,151,231</b>	<b>62,573,478</b>	<b>1,362,724,709</b>	<b>1,618,463,967</b>
<b>Capital and Liabilities</b>					
<b>Authorised Capital:</b>					
50,00,000 Ordinary Shares of Taka 100.00 each	12.01	500,000,000	-	500,000,000	500,000,000
<b>Capital &amp; Reserve fund:</b>					
<b>Paid up Share Capital</b>					
22,000 Ordinary Shares of Tk. 100/- each	12.02	2,200,000	-	2,200,000	2,200,000
Govt. Equity Fund	13.00	2,890,424	-	2,890,424	2,890,424
Reserve & Surplus	14.00	29,749,889	3,355,357	33,105,246	33,105,246
Grants	15.00	100,066,130	-	100,066,130	100,096,476
<b>Retained Earnings</b>		<b>(7,218,650,365)</b>	<b>(443,574,677)</b>	<b>(7,662,225,041)</b>	<b>(6,530,340,414)</b>
<b>Loan Fund:</b>					
Govt. Fund & Loans	16.00	954,834,225	-	954,834,225	717,651,847
Provision for Interest on Long term Loans (DSL)	17.00	61,197,494	-	61,197,494	32,631,955
<b>Current Liabilities:</b>					
		7,367,863,432	502,792,798	7,870,656,232	7,260,228,433
Liabilities	18.00	4,355,612,270	14,340,240	4,369,952,511	4,136,522,521
Current A/C. with Farm	18.00	-	437,116,928	437,116,928	415,600,637
Provision For Leave pay & gratuity	19.00	832,713,270	51,335,630	884,048,900	920,290,679
Inter project Current A/C.	20.00	11,794,719	-	11,794,719	28,567,966
Liabilities for B S F I C Current A/C.	21.00	2,167,743,173	-	2,167,743,173	1,759,246,630
<b>Total Capital &amp; Liabilities:</b>		<b>1,300,151,231</b>	<b>62,573,478</b>	<b>1,362,724,709</b>	<b>1,618,463,967</b>

The annexed notes form an Integral part of these accounts.

  
Managing Director

  
Director

  
Director

Subject to our separate report of even date.

Dated; Dhaka  
December 13, 2021

*Khan Wahab Shafique Rahman*  
**Khan Wahab Shafique Rahman & Co. PC**  
Chartered Accountant  
Signed By: Md. Abu Sina FCA  
Senior Partner  
Enrolment No: 619  
Firm Registration No.: 11970 E.P.  
DVC: 2112290619AS975510



**NORTH BENGAL SUGAR MILLS LTD.**  
**GOPALPUR, NATORE**  
**Statement of Profit or Loss and Other Comprehensive Income**  
**For the year ended June 30, 2021**

Particulars	Notes	MILLS	FARM	Amount in Taka	
				2020-2021	2019-2020
<b>Sales</b>		<b>1,068,657,977</b>	<b>66,833,797</b>	<b>1,135,491,774</b>	<b>816,477,119</b>
Sales	22.01	938,482,536	-	938,482,536	581,341,040
Sugar	22.02	130,175,441	-	130,175,441	111,234,437
Molasses		-	66,833,797	66,833,797	123,901,642
From Product Supply to Mills (Cane Price)		-	-	-	-
<b>Less: Cost of Sale</b>					
(i) Opening Finished Goods:		<b>630,205,366</b>	<b>-</b>	<b>630,205,366</b>	<b>275,211,330</b>
Sugar & Molasses		630,205,366	-	630,205,366	275,211,330
(ii) Cost of Production		<b>764,521,933</b>	<b>83,410,428</b>	<b>847,932,361</b>	<b>1,360,751,085</b>
Mills (Transferred from statement of Manufacturing Account)	5.02(a)	764,521,933	-	764,521,933	1,261,165,601
Farm	5.02(b)	-	83,410,428	83,410,428	99,585,484
(iii) Cost of Goods available for Sale		<b>1,394,727,299</b>	<b>83,410,428</b>	<b>1,478,137,727</b>	<b>1,635,962,415</b>
(iv) Closing Finished Goods:		<b>233,240,325</b>	<b>-</b>	<b>233,240,325</b>	<b>630,205,366</b>
Sugar & Molasses	5.01	233,240,325	-	233,240,325	630,205,366
<b>Cost of Goods Sold</b>		<b>1,161,486,974</b>	<b>83,410,428</b>	<b>1,244,897,402</b>	<b>1,005,757,049</b>
<b>Gross profit/(loss) for the year</b>		<b>(92,828,997)</b>	<b>(16,576,631)</b>	<b>(109,405,628)</b>	<b>(189,279,930)</b>
<b>Less: Administration, Financial &amp; Selling Overhead:</b>		<b>1,001,502,898</b>	<b>61,764,214</b>	<b>1,063,267,112</b>	<b>686,182,557</b>
Administration Expenses	23.00	146,973,146	61,764,214	208,737,360	161,060,514
Selling and Distribution Expenses	24.00	2,200,596	-	2,200,596	10,149,350
Finance cost	30.00	852,329,156	-	852,329,156	514,972,693
<b>Operating profit/(loss) for the year</b>		<b>(1,094,331,895)</b>	<b>(78,340,845)</b>	<b>(1,172,672,740)</b>	<b>(875,462,487)</b>
<b>Non operating Income:</b>		<b>7,869,465</b>	<b>39,603,051</b>	<b>47,472,516</b>	<b>17,231,698</b>
Misc. Income	25.00	7,869,465	39,603,051	47,472,516	17,231,698
Add: Govt subsidy		-	-	-	-
<b>Net profit before Tax</b>		<b>(1,086,462,430)</b>	<b>(38,737,794)</b>	<b>(1,125,200,224)</b>	<b>(858,230,789)</b>
Tax Provision	18.07 (i)	6,684,402	-	6,684,402	3,537,890
<b>Net profit after Tax</b>		<b>(1,093,146,833)</b>	<b>(38,737,794)</b>	<b>(1,131,884,627)</b>	<b>(861,768,679)</b>

The annexed notes form an Integral part of these accounts.

  
 Managing Director

  
 Director

  
 Director

Subject to our separate report of even date.

Dated; Dhaka  
 December 13, 2021

*Khan Wahab Shafique Rahman*  
 Khan Wahab Shafique Rahman & Co. *Et*

Chartered Accountant  
 Signed By: Md. Abu Sina FCA  
 Senior Partner

Enrolment No: 619  
 Firm Registration No.: 11970 E.P.  
 DVC: 2112290619AS975510





**NORTH BENGAL SUGAR MILLS LTD.**  
**GOPALPUR, NATORE**

Statement of Changes in Equity  
For the year ended June 30, 2021

Particulars	Share Capital	Equity Fund Taka	Reserve & Surplus Taka	Grant & Loan Taka	Retained Earnings Taka			Total Taka
					Mills	Farm	Total	
Balance as at 1st July, 2020	2,200,000	2,890,424	33,105,246	100,096,476	(6,125,503,530)	(404,836,883)	(6,530,340,414)	(6,392,048,268)
Adjustment for Grant & Loan	-	-	-	(30,346)	-	-	-	(30,346)
Net Loss For the Year 2021	-	-	-	-	(1,093,146,833)	(38,737,794)	(1,131,884,627)	(1,131,884,627)
<b>Balance as at 30 June, 2021</b>	<b>2,200,000</b>	<b>2,890,424</b>	<b>33,105,246</b>	<b>100,066,130</b>	<b>(7,218,650,365)</b>	<b>(443,574,677)</b>	<b>(7,662,225,041)</b>	<b>(7,523,963,241)</b>

**NORTH BENGAL SUGAR MILLS LTD.**  
**GOPALPUR, NATORE**

Statement of Changes in Equity  
For the year ended June 30, 2020

Particulars	Share Capital	Equity Fund Taka	Reserve & Surplus Taka	Grant & Loan Taka	Retained Earnings Taka			Total Taka
					Mills	Farm	Total	
Balance as at 1st July, 2019	2,200,000	2,890,424	33,105,246	100,157,168	(4,725,435,125)	(372,335,479)	(5,097,770,604)	(4,959,417,766)
Adjustment for Grant & Loan	-	-	-	(60,692)	-	-	-	(60,692)
Provident Fund A/C Adjustment	-	-	-	-	(7,554,578)	-	(7,554,578)	(7,554,578)
Provision For Leave Pay & Gratuity	-	-	-	-	(563,221,740)	-	(563,221,740)	(563,221,740)
Production Material Adjustment (Cane)	-	-	-	-	(24,812)	-	(24,812)	(24,812)
Net Loss For the Year 2020	-	-	-	-	(829,267,275)	(32,501,404)	(861,768,679)	(861,768,679)
<b>Balance as at 30 June, 2020</b>	<b>2,200,000</b>	<b>2,890,424</b>	<b>33,105,246</b>	<b>100,096,476</b>	<b>(6,125,503,530)</b>	<b>(404,836,883)</b>	<b>(6,530,340,414)</b>	<b>(6,392,048,268)</b>

  
Managing Director

  
Director

Subject to our separate report of even date.

Dated; Dhaka  
December 13, 2021

*Khan Hatal Shafiqe Rahman & Co*

Khan Wahab Shafiqe Rahman & Co.

Chartered Accountant

Signed By: Md. Abu Sina FCA

Senior Partner

Enrollment No: 619

Firm Registration No.: 11970 E.P.

DVC : 2112290619A975510





**NORTH BENGAL SUGAR MILLS LTD.**  
**GOPALPUR, NATORE**  
**Statement of Cash Flow**  
**For the year ended June 30, 2021**

Particulars	Amount in Taka	
	2020-2021	2019-2020
<b>A. Cash flows from Operating Activities:</b>		
Net Profit/ (Loss) for the year	(1,131,884,627)	(858,230,789)
Prior Year Adjustment	-	(570,801,130)
Provision for Taxation	-	(3,537,890)
Provision for Interest on long term loan	28,565,539	11,917,595
Depreciation	15,193,847	19,856,897
<b>Opening Profit before Change in Working Capital</b>	<b>(1,088,125,241)</b>	<b>(1,400,795,317)</b>
<b>Changes in Working Capital:</b>		
Increase/Decrease in Inventory	394,673,575	(333,039,639)
Increase/ in Sundry Debtors	(176,413,001)	(15,579,340)
Increase/ Decrease in Receivable from Inter-Project	87,275,481	(38,698,027)
Increase/ Decrease in Co-Generation & Establishment of sugar Refinery	-	-
Increase/ Decrease in Advance, Deposit & Prepayments	46,769,003	(16,453,459)
Increase/ Decrease in Deferred Exp. (Farm)	-	-
Increase/ Decrease in Current A/C with Farm	(21,516,291)	(29,212,839)
Increase/ Decrease in Liabilities	254,946,281	487,680,843
Increase/ Decrease in Provisions	(36,241,779)	544,965,536
Increase/ Decrease in Inter project Current Account	(16,773,247)	15,198,785
Increase/ Decrease in Amount due to BSFC	408,496,543	401,281,397
	<b>941,216,565</b>	<b>1,016,143,258</b>
<b>A) Net Cash flows from Operating Activities</b>	<b>(146,908,677)</b>	<b>(384,652,059)</b>
<b>B. Cash flows from Investing Activities :</b>		
Purchase of Fixed Assets	(20,596,113)	(37,220,467)
<b>B) Net Cash flows from Investing Activities</b>	<b>(20,596,113)</b>	<b>(37,220,467)</b>
<b>C. Cash flows from Finance Activities :</b>		
Increase/ Decrease in Long Term Loan	(30,346)	(30,346)
Long Term Loan	237,182,378	394,856,239
<b>C) Net Cash flows from Finance Activities</b>	<b>237,152,032</b>	<b>394,825,893</b>
<b>Net Cash flows from Total Activities (A+B+C)</b>	<b>69,647,242</b>	<b>(27,046,632)</b>
Opening Cash and Bank Balance	27,629,933	54,676,565
<b>Closing Cash and Bank Balance</b>	<b>97,277,177</b>	<b>27,629,933</b>


  
Managing Director

  
Director

  
Director

Subject to our separate report of even date.

Dated; Dhaka  
December 13, 2021

  
Khan Wahab Shafique Rahman & Co.  
Chartered Accountant  
Signed By: Md. Abu Sina FCA  
Senior Partner  
Enrolment No: 619  
Firm Registration No.: 11970 E.P.  
DVC : 2112290619A5975510

SHAFIQUE



**NORTH BENGAL SUGAR MILLS LTD.**  
**GOPALPUR, NATORE**  
**Manufacturing Account**  
**For the year ended June 30, 2021**

SL #	Particulars	Notes	Amount in Taka	
			30.06.2021	30.06.2020
			1,076,834	654,220
A.	Opening Work-in-Process			
			487,426,727	926,052,624
B.	<b><u>MATERIAL CONSUMED:</u></b>			
	Cost of Direct Materials	26.01	470,479,757	899,253,526
	Other Production Materials	26.02	16,946,970	26,799,098
			276,984,408	332,506,720
C.	<b><u>FACTORY OVERHEAD:</u></b>			
	Salary and Wages (Permanent)	27.01	157,273,776	158,984,008
	Salary and Wages (Seasonal)	28.01	53,080,161	81,709,771
	Insurance	29.00	383,978	35,398
	Repair and Maintenance	29.00	31,517,923	46,133,678
	Power and Fuel	29.00	16,635,175	21,502,965
	Depreciation	29.00	13,047,232	17,585,724
	Other Factory Overhead	29.00	5,046,163	6,555,177
	Inventory Adjustment		-	-
D.	<b>TOTAL (A + B + C)</b>		765,487,969	1,259,213,564
E.	<b>CLOSING WORK IN PROCESS</b>	5.02	966,036	1,076,834
	<b>Cost of Production (D-E) Carried Forward to Trading, Profit or Loss Account and other comprehensive income</b>		764,521,933	1,258,136,730

  
**Managing Director**

  
**Director**

  
**Director**

Subject to our separate report of even date.





**NORTH BENGAL SUGAR MILLS LTD.**  
**GOPALPUR, NATORE**  
**Notes to the Accounts**  
**For the year ended June 30, 2021**

**1.00 BACKGROUND OF THE COMPANY:**

North Bengal Sugar Mills Limited is a public limited company incorporated in 1933 and started commercial operation in 1934 with an installed crushing capacity of 1,220 TCD and Subsequently increased to 1,500 TCD. The company was nationalized as per P.O-27 of 1972 and was placed under Bangladesh Sugar and Food Industries Corporation (BSFIC) for its control, supervision and direction. The company has a total of 4951.0375 acres land area comprising 7 commercial farms 6470.76 acres, 1 experimental farm 199.00 acres, subzone office and purchase centre 15.37 acres, residential area 42.15 acres, factory and office building 42.00 acres.

**2.00 MAIN ACTIVITIES OF THE COMPANY:**

The main activities of the company are to produce sugar from sugarcane and molasses as by products. Both sugar and molasses were sold out in the local market.

**3.00 ACCOUNTING AND RELATED POLICIES:**

**3.01 ACCOUNTING POLICY:**

The accounting and reporting policies of the mill conform to the International Accounting Standards (IAS). The Mill carries its assets and liabilities principally on historical cost convention and follows the accrual method of accounting under integrated accounting system except otherwise noted.

(a) Lease rent & other income have been a following encountered in Farm Accounts on accrual basis.

**3.02 DEPRECIATION:**

Depreciation has been charged on fixed assets following straight line method in line with previous year's practice.

**3.03 VALUE OF INVENTORY:**

Stock of Stores and Spares has been valued at weighted average cost price method or Finished Goods (Sugar) have been reportedly valued at latest Govt. approved selling price @ 65,000 per M. ton. which is lower of cost of production.

**3.04 PHYSICAL INVENTORY:**

As reported to us, physical inventory of stock, stores and finished goods were carried out during the year under audit by the mills management. Quantity on inventory report was stated as per physical verification and valuation thereof has been made at cost or market price whichever is lower.

**3.05 SERVICE & SUPPORT OF BSFIC:**

The mill avails some administrative and other services from BSFIC in those areas where common services can efficiently be provided by BSFIC. This includes internal auditing, special auditing, administrative and technical support, arrangement of finance and supplies etc. BSFIC usually charges head office overheads upon factory towards their services. Total sum of Tk. 35,637,250 was charged to Mill as "Head office expenses" for the year under audit.

**3.06 REGULATORY COMPLIANCES:**

As required, North Bengal Sugar Mills Ltd. Complies with the following major legal provisions in addition to the Companies Act 1994 and other applicable laws and regulations:

- a) The Income Tax ordinance 1984
- b) The Income Tax Rules 1984
- c) The Value Added Tax Act 2012
- d) The Value Added Tax Rules 2016
- e) Securities and Exchange Commission Rules 1987
- f) The Customs Act 1969
- g) The Labor Act 2006 (as amended in 2013)
- h) Security & Exchange Act 1993
- i) Public Procurement Rules 2008
- j) Public Procurement Act 2006
- k) Financial Reporting Act 2015
- l) Security & Exchange Ordinance 1969

**3.06 REPORTING CURRENCY AND LEVEL OF PRECISION:**

The figures in the financial statements have been rounded off to the nearest Taka.





Note	Particulars	Amount in Taka			
		30.06.2021	30.06.2020		
<b>4.00</b>	<b>PROPERTY, PLANT AND EQUIPMENTS:</b>				
	<b>(A) Assets At cost (Mills):</b>				
	Opening Balance	567,118,766	532,643,299		
	Addition during the year	20,596,113	34,475,467		
		<b>587,714,878</b>	<b>567,118,766</b>		
	Less: Adjustment during the year	-	-		
	Closing Balance	<b>587,714,878</b>	<b>567,118,766</b>		
	<b>Accumulated Depreciation:</b>				
	Opening Balance	459,454,609	441,024,012		
	Addition during the year	13,767,551	18,430,597		
		<b>473,222,158</b>	<b>459,454,609</b>		
	Less: Adjustment during the year	-	-		
	Closing Balance	<b>473,222,158</b>	<b>459,454,609</b>		
	<b>Written Down Value</b>	<b>114,492,719</b>	<b>107,664,157</b>		
	<b>Details have been shown in Annexure- A</b>				
	<b>(B) Assets At cost (Farm):</b>				
	Opening Balance	51,625,948	48,880,948		
	Addition during the year	-	2,745,000		
		<b>51,625,948</b>	<b>51,625,948</b>		
	<b>Closing Balance</b>	<b>51,625,948</b>	<b>51,625,948</b>		
	<b>Accumulated Depreciation:</b>				
	Opening Balance	47,763,351	46,337,051		
	Add: Addition during the year	1,426,299	1,426,300		
		<b>49,189,650</b>	<b>47,763,351</b>		
	Less: Adjustment during the year	-	-		
	Closing Balance	<b>49,189,650</b>	<b>47,763,351</b>		
	<b>Written Down Value</b>	<b>2,436,298</b>	<b>3,862,597</b>		
	<b>Details have been shown in Annexure- A/1</b>				
<b>5.00</b>	<b>Inventories.</b>				
		<b>Mills</b>	<b>Farms</b>	<b>30.06.2021</b>	<b>30.06.2020</b>
	Stock of Finished Goods (Note-5.01)	233,240,325	-	233,240,325	630,205,366
	Work-in- Process (Note- 5.02)	966,036	53,144,477	54,110,513	68,294,099
	Stock of stores and spares (Note-5.03)	63,571,813	3,960,963	67,532,776	50,571,309
	Store in Transit (Note-5.04)	2,306,476	-	2,306,476	2,792,890
	<b>Total:</b>	<b>300,084,650</b>	<b>57,105,440</b>	<b>357,190,090</b>	<b>751,863,665</b>
<b>5.01</b>	<b>Stock of Finished Goods:</b>				
		<b>30.06.2021</b>			<b>30.06.2020</b>
	<b>Particulars</b>	<b>M.Ton</b>	<b>Rate Per M.Ton</b>	<b>Amount in Taka</b>	
	Sugar	2,183	63,000	137,504,682	555,186,840
	Molasses	5,374	17,814	95,735,643	75,018,528
	<b>Total</b>			<b>233,240,325</b>	<b>630,205,366</b>
	<b>Details have been shown in Schedule- D</b>				
<b>5.02</b>	<b>Work in process:</b>				
	Mills		5.02/(a)	966,036	1,076,834
	Farms		5.02/(b)	53,144,477	67,217,264
	<b>Total</b>			<b>54,110,513</b>	<b>68,294,098</b>
	<b>Details have been shown in Schedule- E</b>				
<b>5.02(a)</b>	<b>Work-in- Process (Mills).</b>				
	Opening Balance as at 1 July 2020			1,076,834	654,220
	Add: Cost during the year			764,411,135	1,261,588,215
				<b>765,487,969</b>	<b>1,262,242,435</b>
	Less: Cost of Production during the year Carried Forward to Trading, Profit & Loss Account			764,521,933	1,261,165,601
	Balance as on 30, June 2021			<b>966,036</b>	<b>1,076,834</b>
<b>5.02(b)</b>	<b>Work-in- Process (Farms).</b>				
	Opening Balance as at 1 July 2020			67,217,264	72,100,713
	Add: Cost during the year			69,337,641	94,702,035
				<b>136,554,905</b>	<b>166,802,748</b>
	Less: Cost of Production during the year Carried Forward to Trading, Profit & Loss Account			83,410,428	99,585,484
	Balance as on 30, June 2021			<b>53,144,477</b>	<b>67,217,264</b>



Note	Particulars	Amount in Taka	
		30.06.2021	30.06.2020
<b>5.03</b>	<b>Stock of stores and spares</b>		
	<b>(a) Mills</b>		
	Construction Materials	1,314,888	170,332
	Fuel & Lubricants	3,040,795	2,578,371
	Production Materials	5,732,209	4,395,020
	Loose Tools	606,533	596,972
	Mechanical Equipments	19,964,532	21,507,020
	Central Store	1,655	-
	Transport Spare Parts	14,547,100	7,914,160
	Electrical Spare Parts	549,907	651,656
	Stationary & Printing	145,740	145,047
	Iron, Steel & Non Ferrous	1,975,785	1,542,577
	Pipe, Tubes & Fittings	1,687,639	1,529,992
	Refractors	1,627,798	2,030,802
	Paints & Varnishes	100,844	22,036
	General Hardware	315,803	219,694
	Domestic Equipment	990,018	526,377
	Cord, Rope & chains	323,837	204,263
	Packing, Gasket & Inst. Materials	756,259	573,509
	Office Equipments	-	47,999
	Miscellaneous	896,652	470,676
		<b>54,577,994</b>	<b>45,126,503</b>
	Non Judicial Stamps	26,300	177,211
	Fertilizer & Chemicals	8,967,519	3,353,112
		<b>8,993,819</b>	<b>3,530,323</b>
	<b>Total</b>	<b>63,571,813</b>	<b>48,656,825</b>
	<b>(b) Farms</b>		
	Construction Materials	12,240	-
	Fuel & Lubricants	417,788	45,840
	Fertilizer	1,124,315	323,600
	Chemicals	2,406,620	925,738
	Miscellaneous Products	-	619,306
	<b>Total</b>	<b>3,960,963</b>	<b>1,914,484</b>
	<b>Grand Total (a+b)</b>	<b>67,532,776</b>	<b>50,571,309</b>

**5.04 Store in Transit**

Details	Contact No	Date
<b>Mills</b>		
Nickle Cromium Wire	279	09.01.1980
Continuous Clarifier	2644	-
-	2661	08.08.2010
Chemical dosing pump	2663	16.08.2010
Cromium plated nickle scren	2667	02.10.2011
Backing Scrin of Sentifugal	2680	29.01.2012
-	2700	21.07.2013
-	2707	-
-	2708	10.09.2014
-	2720	29.07.2015
-	2741	18.07.2017
-	2766	08.09.2019
	2754	15.05.2018
	3528/448	25.04.2018
	2776	-
	2778	-
	2779	-

-	726,446
75,223	75,223
-	146,439
-	39,843
180,440	180,440
-	-
130,689	130,689
-	8,053
281,097	281,097
-	5,963
-	8,774
-	87,945
985,878	985,878
116,099	116,099
86,008	-
297,437	-
153,605	-
<b>2,306,476</b>	<b>2,792,890</b>

**Total**

**6.00 Trade Detors & Sundry Detors:**

**Mills**

SSD, Kadirabad Cantonment	2009-2010
SSD, Kadirabad Cantonment	2010-2011

270,000	270,000
225,000	225,000
<b>495,000</b>	<b>495,000</b>

**A**

SSD, Savar Cantonment	2020-2021
SSD, Kadirabad Cantonment	2020-2021
SSD, Cumilla Cantonment	2020-2021
BSD, Dhaka Cantonment	2020-2021
BSD, Dhaka Cantonment	2020-2021
SSD, Ramu Cantonment	2020-2021
SSD, Kadirabad Cantonment	2020-2021
SSD, Kadirabad Cantonment	2020-2021
SSD, Ghatail Shaheed Salauddin Cantonment	2020-2021
SSD, Savar Cantonment	2020-2021
BSD, Chattogram Cantonment	2020-2021
SSD, Kadirabad Cantonment	2020-2021

8,084,211	-
947,369	-
8,147,369	-
11,557,896	-
31,035,794	-
10,278,949	-
947,369	-
994,737	-
7,427,370	-
8,488,422	-
20,027,372	-
994,737	-





Note	Particulars	Amount in Taka		
		30.06.2021	30.06.2020	
	SSD, Cumilla Cantonment	2020-2021	8,554,738	-
	BSD, Alikadam Cantonment	2020-2021	3,581,053	-
	SSD, Ghatail Shaheed Salauddin Cantonment	2020-2021	7,427,370	-
	SSD, Kadirabad Cantonment	2020-2021	994,737	-
	SSD, Jalalabad Cantonment	2020-2021	9,947,370	-
	SSD, Bandarban Cantonment	2020-2021	2,387,369	-
	SSD, Savar Cantonment	2020-2021	8,488,422	-
	SSD, Khagrachori Cantonment	2020-2021	5,570,527	-
	BSD Navey, Chittagong.	2017-2018	43.17	2,317,149
	BSD Navey, Chittagong.	2017-2018	61.17	4,838,710
	BSD Navey, Chittagong.	2019-2020	140/20	4,168,421
	BSD Navey, Chittagong.	2019-2020	159/20	11,368,422
	BSD Navey, Chittagong.	2019-2020	190/20	5,684,138
	BSD Navey, Chittagong. (Increase Bill)	2017-2018	317131728.17	264,855
	<b>B</b>		<b>204,625,222</b>	<b>28,641,695</b>
	SSD, Momenshahi Cantonment, Momenshi	2019-2020	44	4,547,369
	SSD, Kadirabad Cantonment, Kadirabad.	2019-2020	49	1,200,000
	SSD, Kadirabad Cantonment, Kadirabad.	2019-2020	55	1,200,000
	SSD, Kadirabad Cantonment, Kadirabad.	2019-2020	62	1,200,000
	SSD, Navy Khulna	2020-2021	2,917,895	-
	SSD, Navy Khulna	2020-2021	2,917,895	-
	SSD, Navy Khulna	2020-2021	2,917,895	-
	SSD, Navy Chottogram	2020-2021	5,570,527	-
	SSD, Kadirabad Cantonment, Kadirabad.		-	1,200,000
	SSD, Momenshahi Cantonment, Momenshi	2019-2020	-	4,547,369
	<b>C</b>		<b>14,324,212</b>	<b>13,894,738</b>
	<b>Total (A+B+C)</b>		<b>219,444,434</b>	<b>43,031,433</b>
	M/S. Dhaka Cotton Mills		911,183	911,183
	Agrani Bank Ltd. NBSM Branch, Gopalpur, Natore		-	-
	<b>Grand Total</b>		<b>911,183</b>	<b>911,183</b>
			<b>220,355,617</b>	<b>43,942,616</b>
<b>7.00</b>	<b>Loan, Advance, Deposite &amp; Pre-Payments</b>			
	<b>A.Mills:</b>			
	Advance	7.01	18,544,732	64,754,083
	Deposite & Pre-payments	7.02	1,209,548	1,402,783
	Turn Over Tax	7.03	30,142,165	26,442,165
	<b>Total:</b>		<b>49,896,445</b>	<b>92,599,031</b>
	<b>B.Farm:</b>			
	Advance, Deposite & Pre-Payments	7.01	3,031,740	7,098,157
	VAT		-	-
	<b>Total:</b>		<b>3,031,740</b>	<b>7,098,157</b>
	<b>Grand Total (A+B):</b>		<b>52,928,185</b>	<b>99,697,188</b>
<b>7.01</b>	<b>Advance</b>			
	<b>A. Mills:</b>			
	<b>This is made up as follows:</b>			
	Motor Cycle & Bi-Cycle Advances	7.01(i)	1,226,042	1,043,226
	Advance against Salaries & Wages	7.01(ii)	1,038,985	1,920,524
	Other Receivable (Audit Objections)	7.01(iii)	182,442	243,952
	Advance against Wages & Commission		345,034	250,534
	Recoverable for Cane Shortage	7.01(iv)	438,384	466,490
	Advance against Verious Exp.		-	2,200
	Advance against TA / DA	7.01(v)	30,598	48,207
	Advance against Expenses	7.01(vi)	589,474	672,479
	Advance against Suppliers	7.01(vii)	1,021,022	5,825,863
	Other's Deduction (Internal Audit Objection)		35,592	-
	Advance to others	7.01(viii)	13,591,541	54,234,991
	Advance to Casheir (Seed Bill Payment)		45,617	45,617
	<b>Total</b>		<b>18,544,732</b>	<b>64,754,083</b>
	<b>Deposit &amp; Prepayments</b>			
	VAT on Molasses & Other Deposit	7.02	1,209,548	1,402,783
	Turn Over Tax	7.03	30,142,165	26,442,165
	<b>Total</b>		<b>31,351,713</b>	<b>27,844,948</b>
	<b>B. Farm</b>			
	Advance Against Salary		95,383	99,883
	Realizable Against Other		2,858,414	5,901,120
	Advance Against TA/DA		-	424,550
	Advance Against Expense		13,943	608,392
	Loan & Advance to Other		-	212
	Deposit & Prepayments		64,000	64,000
	<b>Total</b>		<b>3,031,740</b>	<b>7,098,157</b>
	<b>Grand Total</b>		<b>52,928,185</b>	<b>99,697,188</b>



Note	Particulars	Amount in Taka	
		30.06.2021	30.06.2020
7.01(i)	<b>Motor Cycle &amp; Bi-Cycle Advances:</b>		
	Abdul Salam. SACDO(Farm). Moto & Bi Cycle (109M)	17,100	17,100
	Anisuzaman Managert (Ext.Can) Bi-Cycle & Motor	45,262	68,926
	Abdul Gaffar Firoz	79,724	180,532
	Anowarul Islam. CDA. Bi/Motor Cycle (2324 M)	6,275	6,275
	Arif Hosen. CDA. Bi/Motor Cycle (2399 M)	2,425	4,525
	Ektier Uddin. CDA. Bi/Motor Cycle (2359 M)	2,425	4,525
	Golam Rabbani. A.M(Ext). Mo/Cycle (1555 M)	41,217	66,717
	Harun-Ur- Rashid-1 CDA Bi-Cycle	-	2,075
	Hazrat Ali. Peon. Bi/Motor Cycle (2011M)	2,348	4,448
	Himadri Shakhor. CDA. Bi/Motor Cycle (283M)	675	2,775
	Ikbal Kashem. CDA. Bi/Motor Cycle (2384 M)	2,011	4,111
	Jafir Uddin. CDA. Bi-Cycle (2356M)	2,440	2,440
	Jalal Uddin. CDA. Bi/Motor Cycle (2352 M)	6,275	6,275
	Kaiser Ahamad-1. CDA. Bi/Motor Cycle (2385 M)	-	325
	Kaiser Ahamad-2. CDA. Bi/Motor Cycle (2386 M)	-	1,725
	Khairul Basher. CIC. Bi/Motor Cycle (2251 M)	55,866	55,866
	Khairuzzaman. SACDO. Bi-Cycle (149 M)	81,240	182,000
	Kuddus Alom. CDA. Bi/Motor Cycle (2389 M)	2,425	4,525
	Nazrul Islam. CIC. Motor/Bi-Cycle	116,250	116,250
	Nur Uddin. A.M. (Farm) Motor/Cycle (102M)	-	1,500
	Nurul Islam CDA. Cycle & Bi-Cycle (2333 M)	2,075	2,075
	Nurzahan Begum, Ses Purjee, Clark Cycle/Moto	-	3,650
	Rakibul Haque SACDO Cycle & Motor (1562 M)	3,274	3,274
	Razaul Karim-1. CDA. Bi/Motor Cycle (2316M)	7,313	7,313
	Saidur Rahaman. CDA. Bi/Motor Cycle (2370 M)	-	500
	Sazzad Hossen. SACDO Mot & By-Cycle (1569 M)	6,650	6,650
	Shahin Uddin. SACDO. Bi-Cycle (1557M)	96,156	195,596
	Shariful Islam. CDA. Bi/Motor Cycle (2310 M)	-	3,650
	Shofiudullah CDA. Cycle/Motocycle	4,175	6,275
	Shohidul Islam-1. CDA. Bi-Cycle (2377 M)	2,425	4,525
	Shonon Kumar Pal. Fitter. Cycle & Moto	55,775	74,903
	Zohir Uddin SACPO	105,300	-
	Alamgir Hossain SACDO	95,604	-
	Zale Haque Hossain SACDO	82,190	-
	Noor Jahan CDA	1,550	-
	Golam Kowser CIC	41,250	-
	Kutub Uz Zaman SACDO	115,050	-
	Deloar Hossain Checking Clark	116,250	-
	Hedetulla DM(Ext)	27,047	-
	Suzon Kumar Sarker, CDA, Cycle/Moto	-	1,900
	<b>Total</b>	<b>1,226,042</b>	<b>1,043,226</b>

7.01(ii) **Advance against Salaries & Wages**

Abdul. Baten OA Cane	650	-
Abdur Rashid Ter. Helper	19,000	-
Abdur Razzak Terbayen Forman	5,500	-
Abu Gafar Firoz CDA Salary	5,668	5,668
Abu Raihan (Rentu) T. Helper	5,000	-
Anower Hossain	74,382	74,382
Alamgir Kabir Workshop Forman	27,000	-
Amir Hossen Mill House Helpher	8,000	-
Aslam CPC (Sesonal) Cane	6,503	-
Chania	-	2,000
Darpon Basfor	-	2,000
Deloar Hossen Chacking Clark(s). Salary	171,036	1,165,036
Dulal	5,000	5,000
Hironmoy Biswas	-	14,794
Hedaetulla DM (Ext)	156,686	-
Ishaque Ali Sealeman Cane	10,000	-
Joynal Abedin	-	2,500
Khaled Mahamud, D.M(Lab), Salary	605	605
Lalu	3,000	3,000
Montu	-	2,000
Motiur Rahaman	-	15,348
Mizanur Rahaman Cont. Khalasi	10,000	-
Masud Rana	203,276	345,276
Mizanur CPC (Sesonal) Cane	6,503	-
Manik Mia F.Lab	10,000	-
Mamunur Rashid CPC (Sesonal) Cane	4,106	-
Nahiduzzaman, CDA/CIC Salary	-	65,789
Nitai Chondro Ray, GM(Agri), Salary	3,930	3,930
Nur Mohammad Ast.Mag(Mecha), Salary	101	101
Nurul Islam, CIC (Cane)	6,499	-
Nobab Ali	-	553
Omor Ali, CIC, Cane	98,000	100,000
Reazul Islam, DM(Trans), Salary	12,060	12,060





Note	Particulars	Amount in Taka	
		30.06.2021	30.06.2020
	Sentu Mia, Far. Labar(fac) Salary	9,000	-
	Sahin Alam	26,350	27,000
	Shaiahan Ali T Driver	17,100	37,500
	Shofiur Rahaman	2,200	2,200
	Shomendra Nath Das	8,400	8,400
	Sorforazul Islam	805	805
	Sunil	-	2,000
	Suresh	-	2,000
	Tipu Sultan Dailv.Atten.Peon(Ac) Salary	23,500	-
	Tohidul Islam Grov.Hoder(Store) Salav	-	9,577
	Zahangir Alam Cont. Driver	12,000	1,000
	Robiul Islam Auto Electric	5,000	-
	Robiul Islam Plamber Asst Civil	6,500	-
	Sha Alam Manager Elec.	504	-
	Shajahan Ali Checking Clerk A/C	1,500	-
	Shamima Akther MLSS Farm	1,800	-
	Shahed Alam S Cheking Clark	10,000	-
	Shohiduzzaman Milton CIC	23,789	-
	Tofiqul Islam Tvnest Garage	10	-
	Zahangir CPC (Sesonal) Cane	9,022	-
	Zillur Raihan Jr. Clarck	11,000	-
	<b>Total</b>	<b>1,038,985</b>	<b>1,920,524</b>

**7.01 (iii) Other Receivable (Audit Objections)**

Abdul. Baten. Office. Assis(Person), O.R.A. Obj	-	2,360
Abdur Razzak. Manager.(Ext). O.R.A.Obi	14,130	14,130
Abu Saleh Overshil. O.R.A.Obi	10,638	10,638
Aktar Jamil GM (Agri.) O.R. A Obj DM (Seed/Ext)	85,227	85,227
Akter Hossain. DGM(Farm). O.R.A.Obi	18,080	18,080
Asaduzzaman. O.A O.R.A.Obi	5,700	5,700
Bedana Begum AA(Ac). O.R.A.Obi	-	18,800
Farid Hasan DGM(Ele). O.R.A. Obi	14,135	14,135
Favzuddin. C.D.A. O.R.A.Obi	-	7,590
Firoz Hosen. S.Clark(Store). O.R.A.Obi	-	2,550
Golam Mostafa DM(Ac) O.R.A.Obj	5,602	5,602
Jibon Kumar Gosh.,D.G.M,(Ext.) O.R.A.Obj	12,100	12,100
Liakat Ali. D.G.M.(C.P) O.R.A.Obi	14,130	14,130
Lutfor Rahman. AAO. O.R.A.Obi	-	8,640
Masud Rana. T.Driver. O.R.A.Obi	-	630
Mohasin Ali. C.D.A. O.R.A.Obi	-	9,780
Mokhtar Hossen Press Imam. O.R.A.Obi	-	750
Motiur Rahman-3. C.I.C. O.R.A.Obi	-	1,620
Nazmina Begum. Sr.Tvpest. O.R.A.Obi	-	2,280
Protul Kumar Sorkar. SACDO. O.R.A.Obi	-	3,210
Rowsonara Begum. Asst.Teacher. O.R.A.Obi	2,160	2,160
Sahaz Uddin Skr. O.A. O.R.A.Obi	-	2,550
Saiful Islam. Tvpest(Cane). O.R.A.Obi	540	540
Samsul Alam. Asst.Teacher. O.R.A.Obi	-	750
<b>Total</b>	<b>182,442</b>	<b>243,952</b>

**7.01 (iv) Recoverable for Cane Shortage:**

A. Latif - I.RK	237,393	237,393
Kha. Soikot Ali. CPC(Re.Cane Shortage)	20,211	20,211
Mahbubul Islam. SACDO. Cane Short	156,467	169,467
Mahtab Uddin. CIC/CDA. Rec Cane Shor	24,313	24,313
Rezaul Karim. CDA. (Atgoria). Cane Short	-	15,106
<b>Total</b>	<b>438,384</b>	<b>466,490</b>

**7.01 (v) Advance against TA / DA:**

Abdul. Baten. Office. Assis.Personal . TA/DA	8,098	7,098
Abdul Woheed Draftman (Fac)	4,000	-
Abdur Rob, S.SBA, Ta/Da	-	29,570
Azahar Ali, T.D, TA/DA	-	2,025
Ismail Hossen Mollah, A.M (Fac), Ta/Da	-	544
Johurul Haque AAO(A/C)	10,000	-
Komol Bishas, Day.L Khamar, Ta/Da	-	1,755
Mokhlesur Rahaman CIC Cane Ta/Da	-	2,500
Nader Ali Welder Ta/Da	-	180
Nahiduzzaman CDA/CIC	3,000	-
Sayed Hossen Casher G-2	3,000	-
Sunil, Day.Laber, Ta/Da	2,500	4,535
<b>Total</b>	<b>30,598</b>	<b>48,207</b>

Note	Particulars	Amount in Taka	
		30.06.2021	30.06.2020
211 (vi)	<b>Advance against Expenses:</b>		
	Abdul Gofur, Cashier G 2, Exp.	-	282
	Abdul. Baten OA Cane	7,070	-
	Ajay Kumar Ghos Farmasist	2,491	-
	Abdul Momin	-	1,611
	Abu Shama	-	3,828
	Alamgir Hossen	-	90,000
	Ballal Hossen Chacking Clark(S), Exp	-	2,208
	Deloar Hossen Chacking Clark(S), Exp	20,340	30,340
	Ekram Ali, Asst. Teacher, Exp	-	884
	Enamul Haque, S.Server, Exp	-	1,000
	Golam Kowsar, CDA/CIC/ Exp	97,680	-
	Hasema Khatun	6,000	6,000
	Imran Ali Casher G-2 Exp	50,000	50,000
	Ismail Hossen Mollah, A.M (Fac), Adv Exp	-	70,869
	Johurul Haque, AAO(A/C), Exp	239,212	239,212
	Kawsar Alam B.Fitter,Fact	25,000	-
	Lutfor Rahaman, AAO(CTK), Exp	-	29,113
	Milon Mia CDC/CIC	22,680	-
	Mozibor Rahaman Fitter Boiling House(Fac) Exp	-	2,116
	Nazmina Begum, Sr. Tapest, Exp	-	984
	Nazrul Islam, CIC, Exp.	-	41,363
	Pobon Kumar Pal, Ju.Officer(Land) Exp	10,000	-
	Razaul Karim A.M.(Adm).Exp.	-	15,933
	Rezaul Karim, CIC Kadhomchilan Exp	6,606	-
	Rokonuzaman BH.H, Exp.	-	3,705
	Sayed Hossen, Casher G-2, Exp	54,074	52,574
	Sazdar Rahaman, S. Gurd, Exp	-	1,600
	Sabina Khatun Clark (admin)	110	-
	Suruj Ali Supervisor (Civil)	11,948	-
	Shakhawat Hossen CIC	11,340	-
	Shofiqul Islam, Tapest(Ac), Exp	-	2,326
	Shohiduzzaman, CIC, Exp.	3,329	-
	Zahangir Alam, Stno Ty. Exp.	-	13,547
	Zahir Uddin, SACDO, Exp.	20,220	11,610
	Zaman Nahid Rahan DM(Elc), Exp	1,374	1,374
	<b>Total</b>	<b>589,474</b>	<b>672,479</b>

211 (vii) **Advance against Suppliers & Contractors :**

Al-Arafa Scientific & Surgical Co.Ltd Adv Sup & Con	57,525	57,525
BBS Cables Iswardi Pabna Adv Sup & Cont	93	-
B.I.T.A.C. Dhaka. Adv Sup & Cont	-	88,285
B.I.T.A.C Kulana, Adv & Contr	300,000	-
Conect Distribution Limited, Adv Sup & Cont	69,913	113,546
Gazi Wire Ltd Baitol Mokarrom Dhaka. Supp & Cont.	3,188	3,188
Imam Enterprise, Gopalpur Adv Sup & Cont	-	100,000
Khulna Ship Yeard Ltd, Khulna, Adv Sup	200,000	-
Latif Bawany Jute Mill Ltd, Adv & Cont	169,660	3,086,460
Megna Petroleum Ltd, Adv Sup	9,759	9,759
Mezba Engineering, Chottogram Adv & Cont	-	-
Milonars Pamp Ltd, Motijhil, Daka, Adv Sup Cont	-	449,280
Mondol Motors, Ishordi, Pabna, Adv Sup & Cont	21,515	21,515
National Tubes, Adv Sup & Cont	63,218	63,218
Rahim Steel Mills Co.Pvt. Ltd, Adv Sup	38,007	824,517
Rakhi Fuel Pump, Rajshahi, Adv Sup	18,145	18,145
Rupantoriq Praktik Gan Compani Ltd Adv Sup & Cont	-	70,149
Sathi Scientific Store Dhaka, Adv & Cont	16,643	16,643
Sonjit Kumar Sorkar, Gopalpur, Adv Cont	10,248	10,248
Sumi Hardware & Glass House, Adv Sup & Cont	100	100
Titas Banijjik Protisthan, Dhaka, Adv & Cont	10,000	10,000
Training Institute for Chanical Inds, Adv Sup	22,008	22,008
TSP Complex Ltd, Chottogram, Sup & Cont	-	817,262
Unis Enginerig Work Shop, Adv & Cont	-	33,015
Zahid Traders Gopalpur.Natore Adv Sup & Cont	11,000	11,000
<b>Total</b>	<b>1,021,022</b>	<b>5,825,863</b>





Note	Particulars	Amount in Taka	
		30.06.2021	30.06.2020
<b>7.01 (viii) Advance to others:</b>			
	Advance NBSM Ladies Club A/C (43900/13)	-	250
	Bangladesh Chinnical Chramic Union. Adv Oth (43900/7)	896,325	906,017
	BSFIC Shipping Office CTG. (43900/5)	19,277	19,277
	E.R. Shop (43900/1)	351,671	56,931
	Fertilizer, Incecticide (Outside Godawen) (43900/4)	505,072	498,507
	Lone to Cane Growers (43900/3)	11,819,196	52,754,009
	<b>Total</b>	<b>13,591,541</b>	<b>54,234,991</b>
<b>7.02 Other Deposit:</b>			
	Account Officer C.T.G. (44300/3)	150	150
	Adv. to Advocate M/S- B. Ahammed & Co. Dhaka. (44300/17)	40,000	40,000
	A.K. Moynul Haque. Barastor, Dhaka (44300/16)	375,000	375,000
	Bangladesh Oxygen.(Bogra) (44300/1(B))	252,000	252,000
	Bangladesh Oxygen.(Khulana) (44300/1)	85,500	85,500
	Bangladesh Power Dev. Ishordi. (44300/9)	9,298	9,298
	Br. Saiful Rashid, S.Ahammed & Asociation, Dhaka, (44300/18)	50,000	50,000
	Contrue For Excess Duty. (44300/4)	2,000	2,000
	Natore P.B.S. No-2 (44300/14)	265,500	265,500
	NBSM. High School Fixed Deposite. (44300/5)	4,000	4,000
	Office Telephone. (44300/2)	200	200
	Rahaman L Asociation, Adv.Suprim Cort (44300/20)	50,000	50,000
	Rahman & Brother. (44300/10)	900	900
	Sadaran Bima Corporation. (44300/12)	50,000	50,000
	Sayed A.T. Mozaffar Ali,Adv. Suprim Cort (44300/13)	25,000	25,000
	<b>Total</b>	<b>1,209,548</b>	<b>1,209,548</b>
<b>VAT on Molasses</b>			
	VAT on Molasses	-	193,235
	<b>Total VAT on Molasses &amp; Other Deposit</b>	<b>1,209,548</b>	<b>1,402,783</b>
<b>7.03 B. Advance Income Tax</b>			
	<b>This is made up as follows:</b>		
	Turn Over tax	30,142,165	26,442,165
	<b>Total:</b>	<b>30,142,165</b>	<b>26,442,165</b>
<b>8.00 CASH IN HAND &amp; AT BANK.</b>			
	<b>This is made up as follows:</b>		
	<b>CASH IN HAND</b>	<b>37,454</b>	<b>32,576</b>
	Cash at office	35,384	30,506
	Postage Imprest	1,845	1,845
	Telegram Imprest	225	225
	<b>CASH AT BANK</b>	<b>97,239,723</b>	<b>27,597,356</b>
	1. Agrani Bank, NBSM Br. CD-1	4,994,182	460,429
	2. " " " " CD-2	17,737,822	3,047,567
	3. " " " " STD-1	5,099,759	2,699,656
	4. Janata Bank, Iswardi Br. STD-3	15,944,909	7,112,047
	5. Janata Bank, Dilkusha Corp. Br. STD-406	18,296,609	315,080
	6. United Bank Of India	4,457	4,457
	7. Sure Cash Wallet (017743543567)	11	419,841
	8. Rupali Bank Ltd. Ishourdi Br CD-3	35,161,974	13,538,279
	<b>Grand Total</b>	<b>97,277,177</b>	<b>27,629,932</b>
<b>9.00 CURRENT ACCOUNT WITH FARM</b>			
	<b>Total:</b>	<b>437,116,928</b>	<b>415,600,637</b>
<b>10.00 INTER PROJECT CURRENT ACCOUNT</b>			
	Rajshahi Sugar Mills Ltd.	25,089,316	-
	Mobarakgonj sugar Mills Ltd.	-	78,813
	Kushtia Sugar Mills Ltd.	2,309,970	2,313,875
	Setabgonj Sugar Mills Ltd.	61,747	277,359
	Rangpur Sugar Mills Ltd.	-	994,932
	Zeal Banla Sugar Mills Ltd.	1,834,254	1,826,050
	Shyampur Sugar Mills Ltd.	769,734	3,684,483
	Carew & Company (B D) Ltd.	-	10,058,721
	Renwick, Jagneswar & Co.(B D) Ltd.	3,252,036	-
	Faridpur Sugar Mills Ltd.	1,261,038	1,261,038
	Natore sugar Mills Ltd.	10,898,425	10,876,699
	Pabna Sugar Mills Ltd.	34,327,705	135,707,735
	<b>Total:</b>	<b>79,804,225</b>	<b>167,079,706</b>



Particulars	Amount in Taka	
	30.06.2021	30.06.2020
<b>11.00 Co-Generation &amp; Eastablishment of sugar Refinery</b>		
Opening Balance as at 1 July 2020	1,123,470	1,123,470
Add: Provosion/Expense made during the year	-	-
	<b>1,123,470</b>	<b>1,123,470</b>
Less: Riceved against Provision	-	-
Balance as on 30 June 2021	<b>1,123,470</b>	<b>1,123,470</b>
<b>12.00 SHARE CAPITAL</b>		
<b>12.01 Authorized Capital</b>		
5,000,000 Ordinary Shares @ tk. 100.00 each	500,000,000	500,000,000
<b>12.02 Issued, Subscribed and Paid Up Capital</b>		
22,000 Ordinary Shares @ tk. 100.00 each fully paid in cash	2,200,000	2,200,000
<b>Total:</b>	<b>2,200,000</b>	<b>2,200,000</b>
<b>13.00 GOVT. EQUITY FUND</b>		
SM&RFS (40%) Share Capital Equity	2,094,954	2,094,954
ICDS (Phase 1)	795,470	795,470
<b>Total:</b>	<b>2,890,424</b>	<b>2,890,424</b>
<b>14.00 RESERVE &amp; SURPLUS</b>		
This is made up as follows:		
A. Mills: Tk.		
Capital Reserve	12,071,730	12,071,730
General Reserve	2,642,591	2,642,591
Other Reserve	15,035,568	15,035,568
<b>Total:</b>	<b>29,749,889</b>	<b>29,749,889</b>
B. Farm:		
Reserve & Surplus	3,355,357	3,355,357
<b>Total:</b>	<b>3,355,357</b>	<b>3,355,357</b>
<b>Grand Total: (A+B)</b>	<b>33,105,246</b>	<b>33,105,246</b>
<b>15.00 Grants</b>		
This is made up as follows:		
Mills:		
BASIP	100,000,872	100,000,872
Intensive Cane Development Scheme (ICDS) Phase - 02	65,258	95,604
<b>Total:</b>	<b>100,066,130</b>	<b>100,096,476</b>
<b>16.00 GOVERNMENT FUND &amp; LOANS:</b>		
This is made up as follows:		
Mills:		
S.M.R.F.S. (60%)	1,437,000	1,437,000
Farm Modernisation Scheme	187,000	187,000
B M R E (ADP Loan)	12,885,000	12,885,000
Cash Credit Loan (Blocked A/c.)	167,672,542	147,615,807
Govt. Operating Loan (5% Interest)	765,609,793	548,484,150
Gratuity Loans Received From Govt.	7,042,890	7,042,890
<b>Total</b>	<b>954,834,225</b>	<b>717,651,847</b>
<b>16.01 Cash Credit Loan (Blocked A/c.)</b>		
Opening Balance	147,615,807	141,943,718
Add: Interest	20,056,735	-
	<b>167,672,542</b>	<b>141,943,718</b>
Less: Payment during the year	-	(5,672,089)
<b>Closing Balance</b>	<b>167,672,542</b>	<b>147,615,807</b>
<b>17.00 Provision for Interest on Long Term Loans (DSL).</b>		
B M R E (ADP Loan)	14,486,750	13,842,500
S.M.R.F.S. (60%)	1,548,750	1,476,900
Farm Modernisation Scheme	202,250	192,900
Govt. Operating Loan (5% Interest)	39,677,569	12,189,625
Gratuity Loans Received From Govt.	5,282,175	4,930,030
<b>Total</b>	<b>61,197,494</b>	<b>32,631,955</b>





Note	Particulars	Amount in Taka	
		30.06.2021	30.06.2020
<b>18.00</b>	<b>LIABILITIES:</b>		
	<b>A. Mills:</b>		
	Agricultural Loan	3,980,029,842	3,600,655,397
	Liabilities for goods supply	82,559,793	107,527,971
	Liabilities for Expenses	42,447,833	201,995,539
	Liabilities for other Finance	212,561,022	189,259,008
	Trade Creditors	12,293,960	1,909,246
	Workers Profit Participation Fund (WPPF)	827,783	827,783
	Prov. For Taxation	24,892,037	18,207,635
	<b>Total (A)</b>	<b>4,355,612,270</b>	<b>4,120,382,580</b>
	<b>B. Farm</b>		
	Liabilities for Expenses	7,958,760	11,023,648
	Liabilities for other finance	6,381,480	5,116,294
	<b>Total (B)</b>	<b>14,340,240</b>	<b>16,139,942</b>
	<b>Grand Total: (A+B)</b>	<b>4,369,952,511</b>	<b>4,136,522,522</b>
	Current A/C with Farm	437,116,928	415,600,637
<b>18.01</b>	<b>Agricultural Loan</b>		
	<b>Janata Bank, Iswardi, Br. Pabna</b>		
	Agricultural Loan: A/C NO. 35/ 2013-2014	-	-
	Agricultural Loan: A/C NO. 000385/ 14-15	596,659,011	539,965,825
	Agricultural Loan: A/C NO. 000394/ 15-16	1,057,578,795	956,780,020
	Agricultural Loan: A/C NO. 000410/ 16-17	1,261,800,353	1,141,334,229
	Agricultural Loan: A/C NO. 00043/ 18-19	1,063,991,683	962,575,321
	<b>Total</b>	<b>3,980,029,842</b>	<b>3,600,655,395</b>
<b>18.01(a)</b>	<b>Agricultural Loan: A/C NO. 35/ 2013-2014</b>		
	Opening Balance	-	-
	Add: Interest	-	-
	Less: Adjustment during the year	-	-
	<b>Closing Balance</b>	<b>-</b>	<b>-</b>
<b>18.01 (b)</b>	<b>Agricultural Loan: A/C NO. 38/ 2014-2015</b>		
	Opening Balance	539,965,825	500,413,307
	Add: Interest	56,693,186	39,552,518
		<b>596,659,011</b>	<b>539,965,825</b>
	Less: Adjustment during the year	-	-
	<b>Closing Balance</b>	<b>596,659,011</b>	<b>539,965,825</b>
<b>18.01 (c)</b>	<b>Agricultural Loan: A/C NO. 00039/ 2015-2016</b>		
	Opening Balance	956,780,020	908,076,479
	Add: Interest	100,798,774	48,703,541
		<b>1,057,578,795</b>	<b>956,780,020</b>
	Less: Adjustment during the year	-	-
	<b>Closing Balance</b>	<b>1,057,578,795</b>	<b>956,780,020</b>
<b>18.01 (d)</b>	<b>Agricultural Loan: A/C NO. 00041/ 2016-2017</b>		
	Opening Balance	1,141,334,229	1,056,534,757
	Add: Interest	120,466,124	84,799,472
		<b>1,261,800,353</b>	<b>1,141,334,229</b>
	Less: Adjustment during the year	-	-
	<b>Closing Balance</b>	<b>1,261,800,353</b>	<b>1,141,334,229</b>
<b>18.01 (e)</b>	<b>Agricultural Loan: A/C NO. 00043/ 2018-2019</b>		
	Opening Balance	962,575,321	894,412,500
	Add: Interest	101,416,361	68,162,821
		<b>1,063,991,683</b>	<b>962,575,321</b>
	Less: Adjustment during the year	-	-
	<b>Closing Balance</b>	<b>1,063,991,683</b>	<b>962,575,321</b>
<b>18.02</b>	<b>Liabilities for goods supply</b>		
	Ali Enterprise, Nobabpur Road Dhaka 111	50,500	50,500
	ACI Formulation Ltd, Gazipur, Dhaka 111	7,900	46,750
	ACI Ltd, ACI Center, Tejgong, Dhaka 111	46,750	8,560,000
	Akther Hossen Kesobpur Gopalpur 111	605,000	-
	Abdul Momin, Clrck, Elec(Fac) 111	2,100	2,200
	Asha Tools 111	1,630	1,630
	Asia Gate Limited, Dhaka 111	150,000	150,000



Name	Particulars	Amount in Taka	
		30.06.2021	30.06.2020
B.I.T.A.C Bogra 111		246,091	62,771
B.I.T.A.C Dhaka 111		71,115	159,400
B.I.T.A.C Kulana 111		1,363,860	317,300
Classic Foils Ltd Nayapaltan Dhaka 111		1,327,513	1,327,513
Coller Image Sohorav Complex Ishwerdi 111		-	12,000
Computer Ltd. Monzid Marker Natore 111		-	124,612
Eletek House-42 Dhaka, 111		101,278	101,278
Estern Enterprise Pabna 111		7,660	7,660
Foweett Chsisti Hydrolics Ltd 111		54,755	54,755
F. Rahman Enterprise, Dhaka, 111		13,834	13,834
F. Rahman Trading 111		125,483	125,483
General Hardware, Pabna, 111		5,650	5,650
Giash Enterprise 111		42,070	42,070
Green Land Technologies Ltd Dhaka 111		-	2,745,000
Haque Motors, Dhaka 111		269,132	300,762
Imam Enterprise, Gopalpur Natore 111		6,300	168,792
Jamuna Fertilizer Co. Ltd, Jamalpur 111		17,850,000	17,850,000
JTZ Engineering Tolarbug Dhaka 111		99,540	99,540
Jtz Engnering & Trading En, Dhaka 111		1,041,860	1,041,860
Jumman & Brothers, Dhaka 111		1,104	1,104
Khan Enterprise Gopalpur Natore 111		33,212	-
Link Net Enginerinn & Tecnilogis Dhaka 111		26,750	26,750
M.A Motors Rajshahi, 111		8,600	8,600
Matali Pabna, 111		16,000	16,000
Megna Traders Station Road Ishodi, Pabna 111		66,812	27,710
Milonars Pamp Ltd, Motijhil, Daka, 111		66,935	66,935
Metu International, Nowabpur Dhaka 111		4,150	4,150
Mitu Enterprise Nowabpur Dhaka 111		27,135	-
Mizanur Rahman, Supper (Civil) 111		1,900	1,900
Modern Steel Engineering, Naraogong, 111		462,100	-
Moazem Raber & Plastic, Dhaka, 111		6,900	6,900
Modern Traders, Rajarazar, Dhaka, 111		160,000	160,000
Mony Enterprise Pabna 111		2,367	2,367
M.M.Traders Mohammadpur Dhaka 111		-	3,015,000
Natore Town Press, 111		51,520	51,520
Nocon Ltd, Bonani, Dhaka, 111		538,000	751,675
Noor Electric Pabna 111		11,850	11,850
NBPM Bafur Godowen Pakshi Pabna 111		4,200,000	4,200,000
Nure Alom, A.M(Pro), 111		2,500	2,500
Nurul Islam Welder Helper 111		740	740
Oyster Resource Ltd Motijheel Dhaka 111		200,000	200,000
Paddma Electic Co. Dhaka 111		5,647	5,647
Paradish Carbon Industries Ltd Ctg 111		44,820	74,820
Power Vision Dhaka 111		23,730	-
Prime Power House Mirpur Dhaka 111		119,425	119,425
Rahim Afroz Distribution, Ltd Dhaka, 111		112,350	112,350
Rahman Enterprise Dhaka 111		9,045	9,045
Rahim Steel Mills Co.Pvt. Ltd, 111		-	4,363
Rahman & Sons Gopalpur, 111		186,928	113,588
Rafat Traders Station Road Pabna 111		-	144,877
Rahman Trading International, 111		41,250	41,250
Raient Engring, Uttra Dhaka, 111		143,450	143,450
Rajshahi Hardwire Mart Rajshahi, 111		-	552,650
R Amin & Brother Lutfor Rahaman Road Dhaka 111		-	148,113
Renwick, Jagneswar & Co,(B D )Ltd. 111		3,919,600	3,919,600
Rokonuzaman Clark (Meca), 111		620	620
Roton Kumar Hal Sae, 111		12,335	12,335
S.A Enterprise, Dhaka 111		31,692	31,692
Shanta Engnieering, Pabna 111		6,320	6,320
Shomor Kumar Mondol, 111		6,000	6,000
S.N.S. Agrotac House, Dhaka 111		17,280	17,280
Shorif Bearing & Mecharing Nobabpur Dhaka 111		-	346,000
Star Enterprise, Ishodi, Pabna, 111		15,120	23,250
Stem & Newmetic Store, Dhaka 111		-	74,779
Suruj Ali Supervisor (Civil) 111		33,000	-
Suvo Enterprise 111		16,800	16,800
Ta-Sin Enterprise, Sunamgonj, 111		334,414	334,414
Taz Enterprise, Station Road, Natore, 111		865	865
Tofazzal Hosain, Cent.Mat(Che), 111		3,030	3,030
Tarekul Islam, AM (Civil), 111		3,000	3,000





Note	Particulars	Amount in Taka	
		30.06.2021	30.06.2020
	TSP Complex, Chittagong, 111	47,922,738	58,740,000
	Unic Bearing Sacpo 111	47,760	47,760
	Zahir Uddin SACPO 111	2,950	7,800
	Zaman Nahid Rahan DM(Ele) 111	7,800	2,950
	<b>Total</b>	<b>82,559,793</b>	<b>107,527,971</b>

**18.03 Liability for Expenses:**

**(a) Mills:**

Unpaid Sugarcane Price	-	147,783,701
Education Cess Accounts	5,259,770	5,259,770
Provision for BSTI Marking Fee	3,373,816	2,453,816
Road Development Cess	-	59,367
Outstanding Liabilities	33,694,880	44,994,852
BSRI Ishwerdi Pabna (Sugar Cane)	-	1,314,034
Cane Road Development Cess	59,367	-
Provision for Audit Fee	60,000	130,000
<b>Total Mills</b>	<b>42,447,833</b>	<b>201,995,539</b>

18.03 (i)

**(b) Farm:**

Wage Daily, June'21 paid in July' 21	6,447,261	8,058,876
Officer & Staff Salary of May'21 Paid In June'21	1,511,499	1,993,837
Transportancy Bonus	-	724,713
Land rent Taxes	-	246,222
<b>Total Farm</b>	<b>7,958,760</b>	<b>11,023,648</b>
<b>Total ( a+b)</b>	<b>50,406,593</b>	<b>213,019,187</b>

**18.03 (i) Outstanding Liabilities :**

**Year of origin**

Amount deducted from various person at the time of final settlement due to Audit objections	2003-2004	249,381	249,381
	2004-2005	317,499	317,499
	2005-2006	903,186	903,186
	2006-2007	624,798	624,797
	2007-2008	1,048,136	1,048,136
	2008-2009	1,406,676	1,406,676
	2009-2010	118,543	118,543
	2010-2011	2,206,132	2,206,132
	2011-2012	662,564	662,564
	2012-2013	419,927	419,927
	2013-2014	933,832	933,832
	2012-2013	2,331,450	2,331,450
	2012-2013	304	304
	30-06-2014	554	554
	2013-2014	3,888,801	3,888,801
	2013-2014	18,078	18,078
	30-06-2104	197,064	197,064
	2011-2012	1,468	1,468
	2011-2012	19,200	19,200
	2013-2014	872,770	872,770
	2013-2014	-	2,916,800
	2013-2014	92,244	92,244
	2012-2013	75,823	75,823
	2012-2013	52,000	52,000
	2012-2013	6,050	6,050
	2015-2016	134,583	134,583
	2014-2015	8,012	8,012
	2014-2015	289,637	289,637
	2014-2015	539,913	539,913
	30-6-2014	7,362	7,362
	2015-2016	314,464	314,464
	2015-2016	2,391,913	2,391,913
	2015-2016	181,394	181,394
	2015-2016	2,000	2,000
	2015-2016	923,900	923,900
	2015-2016	353,035	353,035
	2015-2016	585,080	585,080
	2015-2016	2,718,550	2,718,550
	2015-2016	605	605
	2015-2016	1,474	1,474
	2016-2017	149,817	149,817
	2016-2017	1,223,527	1,223,527
	2016-2017	522,150	522,150



Name	Particulars	Amount in Taka	
		30.06.2021	30.06.2020
20100(Gratuety)	2017-2018	810,771	810,771
48000(Farm Accounts)	2017-2018	84,681	84,681
19700(Liabilities To Project "BSFIC")	2017-2018	876,643	876,643
Mr. Aatur Rahaman, Farmasist Ret.	2018-2019	25,558	25,558
62200(Sports & Games)	2018-2019	3,561	3,561
101M(Imteaz Hossen)DGM (Development)	2018-2019	33,156	33,156
Ab Bakker GM (Factory)	2018-2019	5,335	5,335
Nure Alam Siddik AM	2018-2019	15,410	15,410
20100(Gratuety)	2018-2019	3,575,412	3,575,412
19700(Liabilities To Project "BSFIC")	2018-2019	126,146	126,146
United Scale, Daulatpur, Kustia	2018-2019	10,000	10,000
Pobon Kumar Pal J. Officer (Land)	2019-2020	-	5,240
Santa Enginerig Workshop Ishwerdi Pabna	2019-2020	-	79,523
Somor Kumar Mondol TD	2019-2020	-	640
R-Amin & Brothers, Dhaka	2019-2020	-	36,098
New Sefty Security service Pvt. Ltd	2019-2020	-	331,077
Transporting Bonus Against Cane Carage\	2019-2020	-	2,341,734
Banagladesh Engering Workshop Natore	2019-2020	-	357,045
Rajshahi Hardware Mat Sahebbazar Rajshahi	2019-2020	-	87,423
Rafat Traders Ishwerdi Pabna	2019-2020	-	41,502
BADC Rajshahi	2019-2020	-	17,600
Bangladesh Engenering workshop	2019-2020	-	104,738
United Scale Khulna	2019-2020	-	679,488
MM Traders Shamoly Mohammadpur Dhaka\	2019-2020	-	1,695,843
ABM water pamp sylet	2019-2020	-	1,933,237
19700(Liabilities To Project "BSFIC")	2019-2020	423,634	423,634
Friends Petrolium Agency station Road Bazar Natore	2019-2020	-	200,373
20100 (Gratuety)	2019-2020	674,465	667,063
BITAC Khulna	2019-2020	-	221,850
Abdur Razzak, CDA, Bi-Cycle (2332 M)	2019-2020	-	8,841
Asharaful Alam Bhuia Manager (CP)	2019-2020	-	235,499
Adv. Agnest (Verious Exp.) (43300/10)	2019-2020	-	249,030
Shahin uddin cda & shahin uddin AM Ext same per		14,859	-
Abdul Wahab Retard Terbain OP Audit Dudct	2020-2021	5,000	-
Shohidul Alam Retar Armechar Welder Audit Dudct		5,000	-
Ela Rani Husb Let Anondo Gopal Kundu CDA Audit Dudct Return		50,000	-
Soilenath Kormoker Retard S.Clark Comarchial Audit Dudct Return		10,000	-
Mokhter hossen Pes Imam Tarabir Namaz Porono		48,000	-
Abdur Rob S.SBA Retard Ta/Da Advance Duc		36,310	-
Gratute Final Bill for Retard person Expens Dudction		67,038	-
<b>Total</b>		<b>33,694,880</b>	<b>44,994,852</b>

#### 18.04 Liabilities for other Finance:

##### A. Mills

0.05 Paisa Chasi Welfare Fand (19113/60)	73,226	73,226
19113/15 (N.B.S.M. Officer Club)	55,399	8,618
Factory Welfare Fand (19113/48)	101,808	101,808
Fare Wel Subscription (19113/43)	20,093	20,093
Garrage Club (19113/50)	3,098	3,099
Gopalpur Ikhuchasi CandrioSamabye Samity (19113/32)	1,796	1,796
Group Insurance (19113/31)	213,018	810
Income Tax (19113/45)	17,071,215	12,880,519
N.B.S.M. Growers Welfare Fand (19113/36(A))	4,700	4,699
NBSM High School (19113/1)	1,006,819	1,057,174
N.B.S.M. Hindu Kallayan Trast (19113/41)	49,025	47,763
N.B.S.M. Ikhu Chasi Welfare Fand (19113/36)	53,244	53,244
Donation (A/c)	1,139	-
N.B.S.M. Mosque Fund (19113/24)	121,550	47,939
N.B.S.M. Officer Association (19113/25)	22,843	10,643
N.B.S.M Ladies Club (A/c.)	20,811	-
N.B.S.M. Officer Welfare Fund (19113/62)	601,922	360,741
N.B.S.M. Road Development Fund (RDF) (19113/34)	190,014	190,014
N.B.S.M.Staff Club (19113/4)	131,668	123,253
N.B.S.M. Welfare Fund (19113/17)	650,544	525,125
N.B.S.M. Welfare Fund (W.P.P.F.) (19113/47)	1,614,075	1,654,075
N.B.S.M. Workers Club (19113/6)	21,601	21,601
Save Environments Search Charge 1% (19113/46)	2,377,109	1,424,826
Source Tax for Sugar(Defence & Other) (19113/61)	12,641,145	2,194,334
Subsidy Cane Growers (S.T.P) A/c. (19113/56)	8,431,523	12,979,744
Vat A/c. (19113/55)	55,084,312	38,397,790
19113/52 (Revenue Stamp)	264,345	195,005
Salary Income Tax	-	154,083





Date	Particulars	Amount in Taka	
		30.06.2021	30.06.2020
	Security & Other Deposits	5,717,345	8,466,417
	Salary & Wages payable	20,520,228	24,961,542
	NBSM Provident Fund	84,612,719	83,299,028
		<b>110,850,292</b>	<b>116,726,987</b>
	<b>Total Mills</b>	<b>212,561,022</b>	<b>189,259,007</b>
	<b>B. Farms</b>		
	Sundry Creditors	243,134	243,134
	Creditors Vat	4,207,527	3,157,866
	Creditors I.T	1,115,997	902,939
	Creditors Revenue	785,220	785,160
	Security & Other Deposits	29,602	27,195
	<b>Total Farm</b>	<b>6,381,480</b>	<b>5,116,294</b>
	<b>Total (A+B)</b>	<b>218,942,502</b>	<b>194,375,301</b>

**11.14.1) A. Security & Other Deposits**

A Based Skr, Sec (Sug) (544)	8,460	8,460
Abdul Alim, Cashier(S) G - 2 Sec (850)	-	50,000
Abdul Barik, Sec (Sug) (534)	9,100	9,100
Abdul Khaleque, Sec (Sug) (505)	7,570	7,570
Abdul Goffer Sontospur Lalpur Natore Sec&Oth.	3,000	-
Abdul Kudus Malitha	2,750	2,750
Abdullah Traders (Haque Mia), Sec & Oth Dep	9,065	9,065
Abul Hossain Balitita Lalpur Natore	5,500	5,500
Abdus Samad & Brothers, Sec (Sug) (563)	8,900	8,900
Abid Haider, Sec (Sug) (542)	8,700	8,700
ABM Water Com. sylhet Sec & Other	-	865,700
Abue Naim, Cashier(S) G - 2 Sec (851)	-	50,000
A. Hamid Bhuiyan, Sec (Sug) (511)	8,360	8,360
A Hashem, Pabna, Sec (Sug) (541)	4,000	4,000
A.H.M Anowar Parvej, Sec (Sug) (560)	8,460	8,460
Azob Ali Iswerpara Natore Sec,& Oth	12,000	12,000
Babul Hossen Lokmanpur Hakimpur Cane Lod Sec & Oth	3,000	3,000
A. Khaleque, Sirajgong Sec (Sug) (510)	6,530	6,530
Azad Basonaloy Dilalpur Pabna Sec & Oth	7,787	7,787
Alamgir Traders, Gopalpur Bazar, Sec & Oth	3,375	3,375
Ali Enterprise, Sec & Oth Dep	55,872	55,872
Alim Uddin & Sons, Sec (Sug) (502)	8,460	8,460
Anchar Nprint Industres Pvt. Ltd, Sec	6,000	6,000
Anowara Traders, Gopalpur. Sec & Others	-	301,065
Arif Hossain (Siddque Ali) Sec & Oth.	2,000	2,000
A Salam Traders, Pabna, Sec (Sug) (540)	8,460	8,460
A. Satter Bhuiyan, Sec (Sug) (509)	8,360	8,360
Aser Uddin Pk, Sec (Sug) (503)	8,660	8,660
Arif Ali Iswerpara Lalpur Natore	2,000	-
Ashraful Islam, Sec & Oth, Tikpur, Goripur	4,200	4,200
Aslam Hossen Islampur Sec & Oth Dep	27,000	27,000
Atahar Hossain, Sec (Sug) (523)	4,200	4,200
Ataur Rahoman, Sec (Sug) (504)	10,000	10,000
Ayub Ali(Can Loading)Raksa,Lalpur.Sec&Oth	5,600	5,600
Azam & Sons, Goramara, Rajshahi, Sec & Oth	22,949	22,949
Azizul Haque, Sec (Sug) (524)	4,000	4,000
Bangladesh Eng. Workshop. Sec	23,806	23,806
Bangladesh Industries Workshop, Sec	27,220	27,220
Bijoy Traders & Corporation Modhobari Sec & Oth	1,000,000	1,000,000
Bisharat Ali, Sec (Sug) (537)	8,210	8,210
Bokul & Sons, Sec (Sug) (551)	8,760	8,760
City Press, Sec & Oth Dep	10,000	10,000
Datta & Brother, Sec (Sug) (516)	8,760	8,760
Daulat Ali, Pabna, Sec (Sug) (536)	8,460	8,460
Dey Enterprise Pabna, Sec (Sug) (553)	8,900	8,900
Dil Afroza Begum, Sec (Sug) (561)	8,460	8,460
Emon Traders, Sec (Sug) (528)	8,440	8,440
Emran Ali, Cashier(S) G - 2 Sec (859)	-	50,000
Entaj Ali (Can Loading) Islampur, Sec	5,515	5,511
Excel Resorce Ltd.	39,320	39,320
Fair Traders, Sec & Oth Dep	16,768	16,768
F. H. B. H. Khoshra, Sec (Sug) (512)	8,360	8,360



Particulars	Amount in Taka	
	30.06.2021	30.06.2020
Feroza Begum, Sec (Sug) (558)	8,900	8,900
F. Rahman Enterprise, Sec & Oth Dep	18,901	18,901
Firoz Ali Gobindopur Lalpur Natore Sec&Oth	2,000	-
Friends Petroleum Agency, Sec & Oth Dep	50,000	50,000
Gopi Nath Ray, Sec (Sug) (518)	8,760	8,760
Golam Mostafa Kochua Lalpur Natore Sec & Oth	10,000	10,000
Hamko Corporation, Rajshahi Sec & Oth.	63,930	-
Haque Motors. Sec & Oth Dep	16,078	16,078
Hasan Masud, Sec Cashier (S) G-2 Sec. (852)	-	50,000
Helal Store, Sec (Sug) (555)	8,460	8,460
Hafizur Rahman Bablu Shoruppur Lokmanpur Natore Sec	12,000	12,000
Hamidia Enterprise Chalknazipur Natore Sec & Other	-	29,888
I.A. Rubber Industries, Sec & Oth Dep	12,637	12,637
Idris Ali Bish, Sec (Sug) (530)	8,460	8,460
Imam Enterprise, Sec & Oth Dep	139,765	139,764
Isma Constraction.Sec&Oth.Gop.Natore	6,025	6,025
Israt Jahan, Sec (Sug) (559)	8,900	8,900
Imran Ali Shaipara Lalpur Natore Sec & Oth	2,000	2,000
Islam Chemical, P.Dholaikal Dhaka. Sec & Oth	-	550,000
Jahurul Islam, Sec (Sug) (514)	8,360	8,360
Jamal Uddin Sarker, Sec	10,000	10,000
Jaman Enterprise, Sec	20,057	20,057
Janata Store, Sec (Sug) (531)	8,460	8,460
Joint Traders. Sec.	17,867	17,867
Jumman & Brothers, Dhaka, Sec Oth	36,987	36,987
Kashim Enterprise. Sec.	8,790	8,790
Khan Traders, Sec & Oth Dep	2,956	2,956
Khariul,Mazgram,Sec.&Oth.	3,600	3,600
Kamrul Islam Balitita Lalpur,Natore Sec & Others	10,000	10,000
Laboni, Plastic. Sec	19,520	19,520
Lalon Kazipara Lalpur Natore Sec & Other	-	1
Liakot Ali Chitolia Bagatipara, Natore Sec & Oth	6,000	6,000
Lokman Hossain Moladuli Pabna, Sec & Oth	2,000	2,000
M.A. Constriction, Abdulpur, Nator Sec	30,000	30,000
Mahabuba Islam, Sec (Sug) (526)	4,000	4,000
Mahabub Hossain, Sec (Sug) (520)	8,460	8,460
Manik Traders, Sec (Sug) (535)	8,460	8,460
Mannan Eng. Workshop, Bahadipur,Nator,Sec	-	10,000
Mansur Trading, Sec (Sug) (521)	10,000	10,000
Masud Traders, Sec (Sug) (508)	8,460	8,460
Masud Rana Sontospur Lalpur Sec& Oth	3,000	3,000
M.B Traders Gopalpur, Nator, Sec	9,159	9,159
M. Construction, Chndivita, Nator, Sec	3,582	3,582
Mezba Engineering Chittagong, Sec & Other	518,400	518,400
Momin Ali Citolia , Lokmanpur, Natore Sec&Oth.	6,000	-
Mihad Enterprize	-	710
Milon Store, Sec (Sug) (549)	8,860	8,860
Montu Ali Mohespur Lalpur Natore Sec&Oth	17,000	-
Mirzad Ali. Cashier.G - 1 Sec & Oth Dep (853)	-	1,000
Mitu International, Dhaka Sec & Oth.	1,278	1,278
Moazam Raber & Plastic, Dhaka,Sec & Oth.	-	1,264
Mofazzul Hossain, Sec (Sug) (515)	4,000	4,000
Mohidul Islam(Modhu)	1,000	1,000
Momtaz Uddin Mondol, Sce & Oth	39,021	39,021
Monowara Begum, Sec (Sug) (513)	8,460	8,460
Monowarul Islam, Sec (Sug) (527)	4,000	4,000
Motin Reparing Workshop	20,600	20,600
Mukul & Sons, Sec (Sug) (550)	8,760	8,760
Musa Traders, Sec (Sug) (564)	8,900	8,900
Najir Uddin & Co, Sec (Sug) (538)	7,860	7,860
Nashir Uddin Bhuya.Sec&Oth..Gop.Natore.	2,300	2,300
Nasir Store, Sec (Sug) (501)	8,460	8,460
Nasir Uddin Lalpur Natore Sec. & Oth	6,500	6,500
National Conceltant & Constraction, Gopalpur, Nator	26,525	300,000
Natore Town Press, Sec & Oth Dep	30,840	30,840
Nator Printing Press, Sec & Oth Dep	9,155	9,155
New Khan Traders, Sec (Sug) (543)	4,000	4,000
New Palash Traders, Sec (Sug) (556)	8,760	8,760
Nazim Uddin NikorHata Moladuli Pabna Sec & Oth.	12,000	-
	200,500	200,500





Particulars	Amount in Taka	
	30.06.2021	30.06.2020
Padda Electric Co., Sec	15,000	15,000
Popular Press, Sec & Oth Dep	20,000	20,000
Rafique Azad, Cashier (S) G - 2 Sec (860)	-	1,000
Rahaman Chemical Works, Bazpara, Jessore. Sec & Oth	2,600	2,600
Rahim Afroz BD Ltd, Sec	39,153	39,153
Rahman & Son's Sec & Oth Dep	195,126	195,126
Raiant Industrise, Sec	100,000	100,000
Rai Treaders, Bhadipur, Natore, Sec& Oth	-	27,464
Raiyant Engineeing, Sec	318,850	318,850
Ray Traders; Gopalpur, Natore, Sec.	242,512	271,618
Reliable Motors, Sec & Oth Dep	-	800
Rezaul Karim Reza. Gopalpur, Sec & Oth	5,000	15,000
Rojone Enterprise, Bahadipur, Gopalpur, Sec.	15,259	15,259
Rony Enterprise, Gopalpur Sec & Oth Dep	7,000	7,000
Rony Enterprise, Iswordi Oth Dep	6,834	6,834
Roton Dikadar Majgram, Sec & Oth	7,000	7,000
Rafiqul Islam Sontospur Lalpur Natore Sec & Oth	4,000	4,000
Reliable Motors, Sec & Oth Dep	-	800
Rozoni Engineering, Natore Sec	2,957	2,957
Rokon Enterprise Mothubari Natore Sec & Other	40,000	195,000
Rupali Store, Sec (Sug) (519)	4,000	4,000
Sabir Trading, Sec	3,000	3,000
Sadek Ali (Late Tofazzul) Bhobanipur Sec&Oth.	-	1,000
Sadek Trading International. Sec&Oth	7,900	7,900
Saifuddin. K. Gpl. Sce&Oth.	5,000	5,000
Saiful Islam. Cashier-2. Sec (862)	-	1,000
Salim Enter, Sec (Sug) (547)	4,000	4,000
Salim Store, Sec & Oth Dep	13,628	13,628
Sarwar Hossain, Sec (Sug) (533)	4,000	4,000
S & Brothers Sec.	8,000	8,000
S. B. Traders. Natore. Sec & Oth Dep	47,558	47,558
Saju Engineering Workshop Bahadipur Sec & Other	5,000	5,000
S. Construction. Set.	20,000	20,000
S. D Construction, Sec	5,000	5,000
Sekender Ali & Brathers, Sec (Sug) (522)	8,460	8,460
Shaheen Motor Rep. Work, Ishordi Pabna, Sec & Oth	7,535	7,535
Shahid Miah, Sec (Sug) (562)	8,900	8,900
Shahin Mechanical & Eng Workshop, Sec & Oth	4,110	4,110
Shajahan Ali, Sec (565)	9,900	9,900
Shaiful Islam Nazirpur Natore Sec & Oth	2,500	2,500
Shajan Ali, Sec (Sug) (529)	8,310	8,310
Shakhawat Hossen, Sec (Sug) (517)	8,660	8,660
Shimul Cane Loding Cont Sec & Oth	-	67,187
Shamim Enterprise, Sec (Sug) (552)	8,900	8,900
Showkot Ali Balitita Natore Sec & Others	8,000	8,000
Sree Komol Biswas Bahadipur Lalpur Natore	2,000	2,000
Salauddin Muladuli Pabna Sec & Oth	5,000	-
Sanowar Hossain . Raksha. Lalpur. Sec&Oth.	3,760	-
Shammi Enterprise. Sec & Oth Dep	30,250	30,250
Shamsar Ali. Sec (Sug) (557)	8,660	8,660
Shamsuddin Ahamed & Sons. Sec	247,825	74,978
Shamsul Haque .Ex. Cashier. G-1 Sec (861)	-	500
Shanta Engineering Works. Ishordi. Sec & Oth Dep	101,617	29,397
Shaved Hossain. Cashier(S) G-2 Sec (855)	5,000	5,000
Sheikh Trading Corp. Sec (Sug) (554)	7,770	7,770
Shohel Rana (Can Loading) Islambur. Lalpur. Sec&Oth	-	1,250
Shohidul Islam. Cashier(S) G - 2 Sec (856)	-	50,000
Shomor Kumar Sarkar Sec & Oth	3,500	3,500
Shoriful Islam. Bhahadipur. Sec & Oth	2,000	2,000
Shubeschha Traders. Sec (Sug) (507)	8,900	8,900
Shuli Traders. Sec (Sug) (506)	8,260	8,260
Siddiq Ali Kazipara Gouripur Lalpur Sec & Oth	2,000	-
Siddique Ali. Jamnogor. Bagatipara. Natore. Sec	4,000	6,000
S. K. Toffiz Uddin. Sec (Sug) (539)	8,810	8,810
S. M. Eftekher Hossan. Cashier(S) G - 2 Sec (857)	-	50,000
S. M. Shakil Aktar. Sec (Sug) (532)	8,800	8,800
Somor Rav. Contractor. Sec & Oth Dep	6,748	6,748
Sonalv Traders. Sec (Sug) (525)	8,260	8,260
Sozib Printing Press. Sec & Oth Dep	-	240
Star Engeniaring Works Bahadipur Gopalpur Sec & Oth	10,000	-
Star Enterprise. Sec	16,000	16,000
Sujan Gouripur. Lalpur. Nator. Sec & Oth.	15,000	15,000
	5,624	5,624



Note	Particulars	Amount in Taka	
		30.06.2021	30.06.2020
	Tofazzol Chitholia Lokmanpur Sec & Oth	5,000	5,000
	Towhidi Traders. Sec (Sug) (546)	8,560	8,560
	Trov Com. Electricies. Sec	9,400	9,400
	United Eagro Uqumment Jesore Sec & Other	211,000	211,000
	Wonal Enterprise. Sec	15,000	15,000
	Younus Ali. Cashier(S) G - 2 Sec (858)	-	50,000
	Younus Eng. Workshp. Sec & Oth. Kustia	-	33,015
	Youth Power Engineering & Control Sec& Other	28,500	28,500
	Toriqul Islam Sontospur Lalpur Natore Sec, & Oth	-	1,500
	Zabul Hosain, Baura, Sec & Oter Dep	9,700	161,380
	Vola Balitita Lalpur Natore Sec. & Oth	6,000	6,000
	Zahangir Enterprise, Sec & Oth Dep	5,259	5,259
	Zahid Traders Gopalpur. Natore Sec & Oth.	-	197
	Zahir Uddin, Sec (Sug) (545)	4,000	4,000
	Zillur Rahman Bahadipur Lalpur Natore	-	25,000
	Ziaul Haque Riad, Sec & Oth.	556,000	768,790
	Zillur Rahman Bahadipur Lalpur Natore	25,000	25,000
	<b>Total</b>	<b>5,717,345</b>	<b>8,466,417</b>
<b>18.05</b>	<b>Trade Creditors</b>		
	Opening Balance	1,909,246	17,579,683
	Add: Addition during the Year	10,384,714	-
		<b>12,293,960</b>	<b>17,579,683</b>
	Less: Issued during the Year	-	15,670,437
	<b>Closing Balance</b>	<b>12,293,960</b>	<b>1,909,246</b>
<b>18.06</b>	<b>Workers Profit Participation Fund</b>		
	Opening Balance	827,783	827,783
	Add: Addition during the Year	-	-
		<b>827,783</b>	<b>827,783</b>
	Less: Issued during the Year	-	-
	<b>Closing Balance</b>	<b>827,783</b>	<b>827,783</b>
<b>18.07</b>	<b>Provision for Taxation</b>		
	Opening Balance	18,207,635	14,669,745
	Add: Addition during the Year	6,684,402	3,537,890
		<b>24,892,037</b>	<b>18,207,635</b>
	Less: Adjustment during the Year	-	-
	<b>Closing Balance</b>	<b>24,892,037</b>	<b>18,207,635</b>
<b>18.07(i)</b>	<b>Addition during the Year</b>		
	Sugar sales	938,482,536	461,411,040
	Molasses sales	130,175,441	111,234,437
	Misc. Income	47,472,516	17,231,698
	<b>Taxable Income</b>	<b>1,116,130,493</b>	<b>589,877,175</b>
	Turnover tax on taxable income @.60% on Taxable income	6,696,783	3,539,263
	Less:TDS on Bank interest	12,381	1,373
		<b>6,684,402</b>	<b>3,537,890</b>
<b>19.00</b>	<b>Provision for Leave Pay and Gratuity</b>		
	<b>(a) Mills:</b>		
	Opening Balance	870,457,228	327,657,016
	Add: 25% of Basic Salaries & wages provided for the year	44,365,454	608,627,007
		<b>914,822,682</b>	<b>936,284,023</b>
	Less: Payment during the year	82,109,412	65,826,795
	<b>Closing Balance</b>	<b>832,713,270</b>	<b>870,457,228</b>
	<b>(b) Farms:</b>		
	Opening Balance	49,833,451	47,668,127
	Add: 25% of Basic Salaries & wages provided for the year	1,844,328	2,165,324
		<b>51,677,779</b>	<b>49,833,451</b>
	Less: Payment during the year	342,149	-
	Add: Gratuity Prov for new pay com:2015	-	-
	<b>Closing Balance</b>	<b>51,335,630</b>	<b>49,833,451</b>
	<b>Total (a+b)</b>	<b>884,048,900</b>	<b>920,290,679</b>





Note	Particulars	Amount in Taka	
		30.06.2021	30.06.2020
<b>21.00</b>	<b>Inter Project Current A/C</b>		
	Panchagarah Sugar Mills Ltd.	1,251,616	26,825
	Joipurhat Sugar Mills Ltd.	4,016,989	3,912,488
	Thakurgaon Sugar Mills Ltd.	146,789	49,040
	Carew & Com. (B.D.) Ltd.	540,406	-
	Rangpur Sugar Mills Ltd.	5,838,919	-
	Rajshahi Sugar Mills Ltd.	-	3,413,377
	Renwick, Jagneswar & Co, (B D) Ltd.	-	21,166,234
	<b>Total</b>	<b>11,794,719</b>	<b>28,567,965</b>
	N:B: Two joint Recocilation have been Completed during this year.		
<b>21.00</b>	<b>Liability for BSFIC Current A/C</b>	<b>2,167,743,173</b>	<b>1,759,246,630</b>
	<b>Total</b>	<b>2,167,743,173</b>	<b>1,759,246,630</b>
<b>22.00</b>	<b>SALES</b>		
<b>22.01</b>	<b>Sugar</b>	<b>938,482,536</b>	<b>581,341,040</b>
<b>22.02</b>	<b>Molasses</b>	<b>130,175,441</b>	<b>111,234,437</b>
	<b>Total</b>	<b>1,068,657,977</b>	<b>692,575,477</b>
<b>22.01</b>	<b>Sugar</b>		
	This is Made up as Follows:		
	Ministry of Defence	391,446,000	119,930,000
	<b>Total</b>	<b>391,446,000</b>	<b>119,930,000</b>
	Employees (Ration Shop)	1,643,280	400,000
		857,556	385,000
		65,000	1,260,000
		61,200	325,000
	<b>Total</b>	<b>2,627,036</b>	<b>2,370,000</b>
	Growers	8,478,000	-
		36,955,800	-
	<b>Total</b>	<b>45,433,800</b>	<b>-</b>
	T.C.B	-	-
	<b>Total</b>	<b>-</b>	<b>-</b>
	Hole Sale (Dealer)	650,000	52,732,500
		22,080,000	-
	<b>Total</b>	<b>22,730,000</b>	<b>52,732,500</b>
	Police	148,614,000	-
		60,820,200	117,816,500
	<b>Total</b>	<b>209,434,200</b>	<b>117,816,500</b>
	BSFIC Free Sales	24,609,000	600,000
		11,220,000	21,574,540
	<b>Total</b>	<b>35,829,000</b>	<b>22,174,540</b>
	Free Sales	226,587,000	61,022,500
		1,046,500	50,039,000
		3,349,000	155,256,000
	<b>Total</b>	<b>230,982,500</b>	<b>266,317,500</b>
	Detailes have been shown in Schedule-C		
	<b>Grand Total</b>	<b>938,482,536</b>	<b>581,341,040</b>
<b>22.02</b>	<b>Molasses</b>	<b>130,175,441</b>	<b>111,234,437</b>
	Detailes have been shown in Schedule-B		
	<b>Total Sales</b>	<b>1,068,657,977</b>	<b>692,575,477</b>
<b>23.00</b>	<b>ADMINISTRATIVES EXPENSES</b>		
	<b>A. Mills:</b>		
	Uniform & Liveries	264,609	296,105
	Training Expenses	62,191	64,794
	Printing & Stationery	777,449	750,280
	Rent Rates & Taxes	2,214,128	1,240,554
	Administration Salary & wages (Parmanent)	93,269,005	45,678,544
	Administration Salary & wages (Sesonal)	2,408,785	5,961,193
	Travelling & Conveyances	370,462	1,098,953
	Postages, Telegram & Telephone	180,008	170,645
	Entertainment	671,892	1,196,218
	Bank Charges	265,941	193,178
	Audit Fees	89,476	159,423
	Legal Fees	105,145	111,245
	Directors Remunerations	220,000	187,467
	Donations & Aid	27,700	88,276
	Advertising & Publicity	27,573	770,072



Note	Particulars	Amount in Taka		
		30.06.2021	30.06.2020	
	Repairs & Maintainance Materials	Sch-A	523,360	1,180,844
	Fuel and Power	Sch-A	6,265,669	38,764
	Insurances		2,524,257	3,058,120
	Depreciation		689,972	939,086
	Head Office Overhead		35,637,250	26,887,591
	<b>Total (Tk.)</b>		<b>45,640,508</b>	<b>32,104,405</b>
	<b>B. Farm:</b>			
	Repairs & Maintainance Materials		4,932,485	7,954,528
	Administrative Overhead		4,412,286	4,803,823
	Administration Salary & wages (Parmanent)	23.02	50,993,144	56,741,464
	Depreciation		1,426,299	1,426,300
	<b>Total (Tk.)</b>		<b>61,764,214</b>	<b>70,926,115</b>
	<b>Grand Total (Tk.)</b>		<b>208,737,360</b>	<b>161,060,514</b>
<b>23.01</b>	<b>Rents &amp; Rates &amp; Taxes</b>			
	Rents, Rates, & Taxes		8,910,911	4,778,444
	Add/Less: Tax Provision During The year	18.07 (i)	(6,696,783)	(3,537,890)
			<b>2,214,128</b>	<b>1,240,554</b>
<b>23.02</b>	<b>Administration Salary &amp; wages (Parmanent)</b>			
	<b>A.Mill:</b>			
	Salaries & Wages (Basic).		16,755,476	15,896,201
	Bonus		3,288,820	3,196,760
	Overtime		310,252	760,865
	Other Benefits		72,914,457	25,824,718
	<b>Total</b>		<b>93,269,005</b>	<b>45,678,544</b>
	<b>B.Farm:</b>			
	Salaries & Wages (Permanent)		13,848,720	19,315,258
	Salaries & Wages (Seasonal & Daily)		35,150,400	37,426,206
	Bonus		1,673,530	-
	Overtime Friday & Holiday		320,494	-
	<b>Total</b>		<b>50,993,144</b>	<b>56,741,464</b>
<b>23.03</b>	<b>Administration Salary &amp; wages (Sesonal)</b>			
	Salaries & Wages (Basic).		623,070	1,237,723
	Bonus		429,230	424,434
	Overtime		307,211	435,610
	Other Benefits		1,049,274	3,863,426
	<b>Total</b>		<b>2,408,785</b>	<b>5,961,193</b>
<b>24.00</b>	<b>SELLING &amp; DISTRIBUTION &amp; SELLING EXPENSES</b>			
	Salary & Wages	27.02	487,903	863,176
	Repairs & Maintainance Materials	She.-A	-	6,150
	Cost of Import Sugar		-	-
	Printing & Stationary		175,171	620
	Entertainment		-	620
	Stracking, Loading, & Docking		1,537,522	9,279,404
	<b>Total Tk.</b>		<b>2,200,596</b>	<b>10,149,350</b>
<b>25.00</b>	<b>MISCELLANEOUS INCOME</b>			
	<b>(a)Mills</b>			
	Intrest		108,701	61,367
	House Rent Received		56,832	47,360
	sale of Baggase		237,389	246,746
	Transport Hire Charges		75,753	35,245
	Sale of Tender form		185,900	171,362
	Sale of Scrap		3,784,170	894,500
	Sale of Fillter Cake		3,320,893	1,571,300
	Sale of Empty Drum		32,500	7,690
	Sale of Cane Pass Book & Ration Card		-	240
	Other Income		63,427	79,734
	Guest House Income		3,900	7,600
	<b>Total Tk.</b>		<b>7,869,465</b>	<b>3,123,144</b>
	<b>(b)Farm:</b>			
	House Rent		285,498	301,527
	Sale of Fish		1,842,430	1,555,211
	Other receipts		24,512,337	12,251,816
	Price of Other Crops		9,634,499	-
	Transport & hire Charge		3,328,287	-
			<b>39,603,051</b>	<b>14,108,554</b>
			<b>47,472,516</b>	<b>17,231,698</b>
<b>26.00</b>	<b>COST OF MATERIALS</b>			
<b>26.01</b>	<b>Raw Materials</b>			
	Cost of Sugarcane		450,596,608	871,480,168
	E- Payment Commission		1,667,219	4,298,318
	Transporting Incentives against cane hauling		1,194,810	1,341,812
	Loading & Unloading		13,594,822	16,561,425
	Freight & Carriage on Cane		3,328,287	5,411,292
	Other expenses		98,011	160,511
			<b>470,479,757</b>	<b>899,253,526</b>





Name	Particulars	Amount in Taka	
		30.06.2021	30.06.2020
25.02	<b>Other Production Materials</b>	3,485,620	4,532,491
	Lime	4,057,944	7,381,325
	Sulpher	1,589,549	3,168,715
	Other Chemicals	7,211,137	11,593,966
	Packing Materials	602,720	122,601
	Other Cost	16,946,970	26,799,098
	<b>Total (Tk.)</b>	<b>487,426,727</b>	<b>926,052,624</b>
	<b>Grand Total (Tk.)</b>		
27.00	<b>SALARY &amp; WAGES ( PERMANENT)</b>		
	<b>Mills:</b>		
	Direct Salary & wages	27.01 157,273,776	158,984,008
		157,273,776	158,984,008
	Selling & Dist. & wages	27.02 487,903	863,176
		487,903	863,176
	<b>Farm:</b>		
	Direct Salary & wages	-	-
		-	-
	<b>Total Salary &amp; Wages Permanent</b>	<b>157,761,679</b>	<b>159,847,184</b>
27.01	<b>Direct Salary &amp; wages</b>	64,253,701	66,235,068
	Salaries & Wages (Basic)	10,264,130	10,718,380
	Bonus	12,296,595	12,336,416
	Overtime	70,459,350	69,694,144
	Other Benefits	157,273,776	158,984,008
	<b>Total</b>		
27.02	<b>Selling &amp; Dist. &amp; wages</b>	249,720	442,582
	Salaries & Wages (Basic)	41,620	75,500
	Bonus	11,203	11,898
	Overtime	185,360	333,196
	Other Benefits	487,903	863,176
	<b>Total</b>		
28.00	<b>Salaries &amp; Wages ( Seasonal)</b>	53,080,161	81,709,771
	Direct Salary & wages	53,080,161	81,709,771
	<b>Total Salary &amp; Wages ( Seasonal)</b>		
28.01	<b>Direct Salary &amp; wages</b>	12,457,426	22,519,794
	Salaries & Wages (Basic)	7,800,947	7,538,335
	Bonus	6,911,726	10,797,966
	Overtime	25,910,062	40,853,676
	Other Benefits	53,080,161	81,709,771
	<b>Total</b>		
29.00	<b>FACTORY OVERHEAD</b>	909,120	1,028,963
	Uniform & Liveries	-	34,034
	Training Expenses	744,616	1,875,504
	Printing & Stationery	1,280,627	1,047,449
	Rents, Rates, & Taxes	1,395,784	1,150,773
	Cane Development Expenses	641,132	1,308,143
	Travelling & Conveyances	10,700	26,040
	Postages, Telegram & Telephone	39,670	60,411
	Entertainment	-	-
	Donations & Aid	24,514	23,860
	Miscellaneous Expenses	5,046,163	6,555,177
	<b>Total (Tk.)</b>	<b>31,517,923</b>	<b>46,133,678</b>
	Repairs & Maintenance Materials	16,635,175	21,502,965
	Fuel and Power	383,978	35,398
	Insurances	13,047,232	17,585,724
	Depreciation	61,584,308	85,257,765
	<b>Total (Tk.)</b>		
	<b>House Rent Received</b>		3,872,731
	Consumable Stores & Spares	-	411,292
	Other Factory Supplied	-	-
	Repair & Maintenance Outside	-	4,284,023
	<b>Total:</b>	<b>66,630,471</b>	<b>91,812,941</b>
	<b>Grand Total (Tk.)</b>		
30.00	<b>Finance cost</b>	852,329,156	514,972,693
	Interst on Loan & Overdraft (Mills)	852,329,156	514,972,693

Sch-A  
Sch-A






Code no.	Particulars	COST				DEPRECIATION				Written Down Value as on 30-06-2021	
		Balance as on 01-07-2020	Addition during the year 04	Disposal/ Adjustment During the year 05	Balance as on 30-06-2021	Rate of Dep.	Depreciation charged During The Year 08	Balance as on 01-07-2020	Disposal / Adjustment During the year 10		Balance as on 30-06-2021
01	02	03	04	05	06	07	08	09	10	11	12
23000	<b>I. LAND</b>										
	A) Mills Land	933,199	-	-	933,199	-	-	-	-	-	933,199
	B) Land Dev. (SMRS)	78,985	-	-	78,985	-	-	-	-	-	78,985
	C) Integrated Cane Dev. Scheme	24,000	-	-	24,000	-	-	-	-	-	24,000
	<b>TOTAL</b>	<b>1,036,184</b>			<b>1,036,184</b>						<b>1,036,184</b>
24000	<b>2. BUILDING &amp; OTHER CONSTRUCTION</b>										
	<b>A) Mills Building</b>										
24100	Factory Building	943,475	958,013	-	1,901,488	2.50%	18,439	462,302	-	480,741	1,420,747
24100(A)	Factory Building (BASIP)	6,886,530	-	-	6,886,530	2.50%	172,163	6,026,369	-	6,198,532	687,998
24100(B)	Workshop Building (BASIP)	308,521	-	-	308,521	2.50%	7,713	267,443	-	275,156	33,365
24200	Office Building 1st Class	1,760,839	-	-	1,760,839	2.50%	44,021	1,622,358	-	1,666,379	94,460
24200	Office Building 2nd Class	881,822	-	-	881,822	5.00%	44,091	602,075	-	646,166	235,656
24200	Office Building 3rd Class	17,249	80,670	-	97,919	25.00%	7,084	17,241	-	24,325	73,594
24300	Residential Building 1st Class	4,665,788	-	-	4,665,788	2.50%	116,645	4,265,174	-	4,381,819	283,969
24300	Residential Building 2nd Class	1,794,739	-	-	1,794,739	5.00%	-	1,794,703	-	1,794,703	36
24300	Residential Building 3rd Class	129,647	-	-	129,647	25.00%	-	129,612	-	129,612	35
24400	Center office weight bridge cabin	1,204,217	-	-	1,204,217	25.00%	301,054	855,879	-	1,156,933	47,284
24500	Water & Deep tubewell	1,491,365	2,108,965	-	3,600,330	12.00%	304,462	1,491,358	-	1,795,820	1,804,510
24500	Electrical installation	2,990,017	-	-	2,990,017	10.00%	299,002	623,174	-	922,176	2,067,841
24600	Other Construction 2nd Class	6,019,796	15,528	-	6,035,324	5.00%	68,647	4,370,697	-	4,439,344	1,595,980
24700	Other Building 1st Class	3,027,797	-	-	3,027,797	2.50%	75,695	2,340,996	-	2,416,691	611,106
24900	Others Temporary Godown 3rd Class	7,992,661	-	-	7,992,661	25.00%	1,459,016	7,992,658	-	34,321,056	8,956,584
	<b>TOTAL "A"</b>	<b>40,114,465</b>	<b>3,163,176</b>		<b>43,277,641</b>			<b>32,862,040</b>			
	<b>B) FOUNDRY BUILDING :</b>										
24100	Foundry Building	948,248	-	-	948,248	2.50%	23,706	860,572	-	884,278	63,970
	<b>TOTAL "B"</b>	<b>948,248</b>			<b>948,248</b>			<b>860,572</b>		<b>884,278</b>	<b>63,970</b>
	<b>C) B.M.R.E. BUILDING :</b>										
24100	Factory Building	3,167,403	-	-	3,167,403	5.00%	-	3,167,393	-	3,167,393	10
24700	Other Building	476,661	-	-	476,661	5.00%	-	476,660	-	476,660	1
24600	Other Construction	2,214,358	-	-	2,214,358	5.00%	-	2,214,355	-	2,214,355	3
	<b>TOTAL "C"</b>	<b>5,858,422</b>			<b>5,858,422</b>			<b>5,858,408</b>		<b>5,858,408</b>	<b>14</b>
	<b>D) S.M.R.S. BUILDING :</b>										
24200	Office Building 1st Class	221,689	-	-	221,689	2.50%	5,542	210,597	-	216,139	5,550
24300	Residential Building 1st Class	711,721	-	-	711,721	2.50%	17,793	676,134	-	693,227	17,794
24600	Other Construction	159,185	-	-	159,185	25.00%	-	159,184	-	159,184	1
	<b>TOTAL "D"</b>	<b>1,092,594</b>			<b>1,092,594</b>		<b>23,335</b>	<b>1,045,914</b>		<b>1,069,249</b>	<b>23,345</b>
	<b>E) ICDS PHASE II BUILDING :</b>										
24300	Residential Building 1st Class	670,122	-	-	670,122	2.50%	16,753	632,223	-	648,976	21,146
24300	Residential Building 2nd Class	68,473	-	-	68,473	5.00%	6,917	255,709	-	68,472	1
24400	Center office Building 1st Class	276,688	-	-	276,688	2.50%	3,139	108,099	-	262,626	14,062
24700	Other Building 1st Class	125,554	-	-	125,554	2.50%	243,731	243,728	-	243,728	14,316
24400	Center office Building 2nd Class	243,731	-	-	243,731	5.00%	3,537	116,720	-	120,257	3
24200	Office Building 1st Class	141,473	-	-	141,473	2.50%	3,537	116,720	-	120,257	21,216
	<b>TOTAL "E"</b>	<b>1,526,042</b>			<b>1,526,042</b>		<b>30,346</b>	<b>1,424,952</b>		<b>1,455,298</b>	<b>70,744</b>
	<b>F) 76. MOTIJEL C/A. DHAKA.</b>										
24800	Other Construction (Boundary wall)	249,378	-	-	249,378	10.00%	-	249,377	-	249,377	1
	<b>TOTAL "F"</b>	<b>249,378</b>			<b>249,378</b>			<b>249,377</b>		<b>249,377</b>	<b>1</b>
	<b>TOTAL (A+B+C+D+E+F)</b>	<b>49,789,149</b>	<b>3,163,176</b>		<b>52,952,325</b>		<b>1,536,403</b>	<b>42,301,263</b>		<b>43,837,666</b>	<b>9,114,659</b>





01	02	03	04	05	06	07	08	09	10	11	12
25000	<b>3. PLANT &amp; MACHINERY:</b>										
	<b>A) MILLS PLANT &amp; MACHINERY:</b>										
25100	Factory Plant & Machinery	94,604,088	10,233,562	-	104,837,650	5.00%	2,902,564	37,674,610	-	40,577,174	64,260,476
25200	Boiler	2,300,693	-	-	2,300,693	10.00%	230,069	477,741	-	707,810	1,592,883
25200	Boiler (New)	36,080,457	1,320,000	-	37,400,457	10.00%	2,415,330	26,466,253	-	28,881,583	8,518,874
25200	Boiler (Indian 40 MT)	81,870,224	-	-	81,870,224	10.00%	764,243	80,040,563	-	80,804,806	1,065,418
25300	Power House Machinery	10,197,046	1,540,132	-	11,737,178	10.00%	310,700	7,767,637	-	8,078,337	3,638,842
25400	Workshop	3,248,633	4,339,243	-	7,587,876	10.00%	403,978	226,470	-	630,448	6,957,428
25500	Plant & Machinery (BASIP)	128,075,948	-	-	128,075,948	10.00%	224,156	126,506,675	-	126,730,831	1,345,117
25600	Cattle Feed Plant	822,383	-	-	822,383	5.00%	-	822,380	-	822,380	-
	<b>TOTAL "A"</b>	<b>357,199,472</b>	<b>17,432,937</b>	-	<b>374,632,409</b>		<b>7,251,040</b>	<b>279,982,329</b>	-	<b>287,233,369</b>	<b>87,399,040</b>
	<b>B) BMRE PLANT &amp; MACHINERY:</b>										
25100	Plant & Machinery	21,774,906	-	-	21,774,906	5.00%	-	21,774,865	-	21,774,865	41
25200	Machinery & Boiler	4,518,616	-	-	4,518,616	10.00%	-	4,518,615	-	4,518,615	1
25300	Power House Machinery	4,047,450	-	-	4,047,450	10.00%	-	4,047,415	-	4,047,415	35
	<b>TOTAL "B"</b>	<b>30,340,971</b>	-	-	<b>30,340,971</b>		-	<b>30,340,894</b>	-	<b>30,340,894</b>	<b>77</b>
	<b>TOTAL (A+B):</b>	<b>387,540,444</b>	<b>17,432,937</b>	-	<b>404,973,381</b>		<b>7,251,040</b>	<b>310,323,223</b>	-	<b>317,574,263</b>	<b>87,399,117</b>
26000	<b>4. EQUIPMENTS:</b>										
26100	Factory Equipments	6,663,110	-	-	6,663,110	15.00%	999,466	1,500,778	-	2,500,244	4,162,866
26300	Laboratories Equipments	631,688	-	-	631,688	15.00%	-	631,194	-	631,194	494
26400	Air Compressor Machine	94,500	-	-	94,500	15.00%	-	94,498	-	94,498	2
26500	Weigh Bridges	14,685,181	-	-	14,685,181	15.00%	2,202,777	10,298,046	-	12,500,823	2,184,359
26600	Other Equipments	3,844,171	-	-	3,844,171	15.00%	576,626	3,095,543	-	3,672,169	172,003
26700	Loose Tools	520,014	-	-	520,014	15.00%	-	519,427	-	519,427	587
26800	Agri. Implements	479,383	-	-	479,383	15.00%	-	479,347	-	479,347	36
	<b>Total :</b>	<b>26,918,047</b>	-	-	<b>26,918,047</b>	<b>1.05</b>	<b>3,778,869</b>	<b>16,618,832</b>	-	<b>20,397,701</b>	<b>6,520,346</b>
27000	<b>5. FURNITURE, FIXTURE &amp; OTHER EQUIPMENTS :</b>										
	<b>A. MILLS</b>										
27100	Furniture	1,410,677	-	-	1,410,677	6.00%	-	1,410,667	-	1,410,667	10
27200	Fixture	739,547	-	-	739,547	15.00%	-	738,757	-	738,757	790
27300	Office Equipments	564,160	-	-	564,160	15.00%	-	564,156	-	564,156	4
27400	Office Equipments ICDS Phases - II	61,660	-	-	61,660	15.00%	-	61,656	-	61,656	4
	<b>Total "A"</b>	<b>2,776,044</b>	-	-	<b>2,776,044</b>		-	<b>2,775,236</b>	-	<b>2,775,236</b>	<b>808</b>
	<b>B. FIXTURE UNDER ADP GRANTS :</b>										
27200	Fixture (SMRS)	18,850	-	-	18,850	15.00%	-	18,837	-	18,837	13
27200	Fixture ICDS Phases - II	13,050	-	-	13,050	15.00%	-	13,041	-	13,041	9
	<b>Total "B"</b>	<b>31,900</b>	-	-	<b>31,900</b>		-	<b>31,878</b>	-	<b>31,878</b>	<b>22</b>
	<b>C. FURNITURE UNDER INTEGRATED CANE DEVELOPMENT SCHEME</b>										
27100	Furniture	25,000	-	-	25,000	6.00%	-	24,999	-	24,999	1
	<b>Total "C"</b>	<b>25,000</b>	-	-	<b>25,000</b>		-	<b>24,999</b>	-	<b>24,999</b>	<b>1</b>
	<b>Sub Total (A+B+C)</b>	<b>2,832,944</b>	-	-	<b>2,832,944</b>		-	<b>2,832,282</b>	-	<b>2,832,282</b>	<b>831</b>
28000	<b>6. VEHICLES TRANSPORTS :</b>										
	<b>A. MILLS :</b>										
28100	Tractors	16,524,228	-	-	16,524,228	25.00%	-	16,524,219	-	16,524,219	9
28200	Tailors	44,896,826	-	-	44,896,826	25.00%	-	38,875,788	-	38,875,788	6,021,038
28300	Trucks	7,483,548	-	-	7,483,548	25.00%	-	7,095,020	-	7,095,020	388,528
28500	Jeep & Car (Ambulance)	9,874,423	-	-	9,874,423	20.00%	-	9,302,812	-	9,302,812	571,611
28600	Other Vehicle & Bi-Cycle	145,181	-	-	145,181	20.00%	-	145,180	-	145,180	1
	<b>Total "A"</b>	<b>78,924,206</b>	-	-	<b>78,924,206</b>		-	<b>71,943,019</b>	-	<b>71,943,019</b>	<b>6,981,187</b>
	<b>B. VEHICLE UNDER I.C.D.S.</b>										
28500	Jeep & Cars	422,974	-	-	422,974	20.00%	-	422,973	-	422,973	1
	<b>Total "B"</b>	<b>422,974</b>	-	-	<b>422,974</b>		-	<b>422,973</b>	-	<b>422,973</b>	<b>1</b>
	<b>Total (A+B) :</b>	<b>79,347,181</b>	-	-	<b>79,347,181</b>		-	<b>72,365,992</b>	-	<b>72,365,992</b>	<b>6,981,188</b>










STATE BANK OF PUNJAB  
 STATE BANK OF PUNJAB (PABM)  
 For the year ended June 30, 2021

Particulars	COST				DEPRECIATION				Written down value as on 30-06-2021	
	Balance as on 01-07-2020	Addition during the year	Disposal / Adjustment During the year	Balance as on 30-06-2021	Rate of Dep.	Depreciation charged During The Year	Balance as on 01-07-2020	Disposal / Adjustment During the year		Balance as on 30-06-2021
<b>Land and Land Improvement</b>										
Residential Building	423,846	-	-	423,846		-	-	-	2,925,393	423,846
Farm Building	2,925,455	-	-	2,925,455	5%	-	-	-	750,577	62
Water & Electric Institution	750,609	-	-	750,609	10%	106,300	2,232,823	-	2,339,123	32
Other Construction	2,976,944	-	-	2,976,944	5%	-	360,361	-	360,361	29
Petrol Godown	360,390	-	-	360,390	10%	-	555	-	555	4
<b>Total :</b>	<b>7,437,802</b>	<b>-</b>	<b>-</b>	<b>7,013,956</b>		<b>106,300</b>	<b>6,269,709</b>	<b>-</b>	<b>6,376,009</b>	<b>637,947</b>
Katcha Sheds & Huis	48,652	-	-	48,652	25%	-	48,636	-	48,636	16
<b>Plant &amp; Machineries :</b>										
Machinery Implement	1,801,786	-	-	1,801,786	10%	-	1,801,627	-	1,801,627	159
Machinery of BASIP	5,052,467	-	-	5,052,467	10%	-	5,051,872	-	5,051,872	595
Weighing Scale	288,898	-	-	288,898	10%	-	288,889	-	288,889	9
Tools & Instruments	128,702	-	-	128,702	15%	-	128,590	-	128,590	112
<b>Total :</b>	<b>7,320,505</b>	<b>-</b>	<b>-</b>	<b>7,271,853</b>		<b>-</b>	<b>7,319,614</b>	<b>-</b>	<b>7,319,614</b>	<b>875</b>
<b>Furniture &amp; Fixture:</b>										
Furniture	145,918	-	-	145,918	6%	-	145,818	-	145,818	100
Fixture	70,392	-	-	70,392	15%	-	70,387	-	70,387	5
Other Equipments	83,434	-	-	83,434		-	83,427	-	83,427	7
<b>Total:</b>	<b>299,744</b>	<b>-</b>	<b>-</b>	<b>299,744</b>		<b>-</b>	<b>299,632</b>	<b>-</b>	<b>299,632</b>	<b>112</b>
<b>Transports &amp; Vehicles:</b>										
Tractors	22,015,322	-	-	22,015,322	25%	-	22,015,243	-	22,015,243	79
Trailers	6,071,128	-	-	6,071,128	25%	-	6,071,101	-	6,071,101	27
Other Vehicles	5,309,978	-	-	5,309,978	25%	1,319,999	2,617,475	-	3,937,474	1,372,504
<b>Total:</b>	<b>33,396,428</b>	<b>-</b>	<b>-</b>	<b>33,396,428</b>		<b>1,319,999</b>	<b>30,703,819</b>	<b>-</b>	<b>32,023,818</b>	<b>1,372,610</b>
<b>Sundry Assets:</b>										
Pumping Plants	507,839	-	-	507,839	10%	-	507,797	-	507,797	42
Irrigation Chi	1,120,666	-	-	1,120,666	15%	-	1,120,658	-	1,120,658	8
Live stock	-	-	-	-		-	-	-	-	-
Samina & Trapal	27,067	-	-	27,067	25%	-	27,066	-	27,066	1
Irrigation Plant	1,490,493	-	-	1,490,493	12%	-	1,489,673	-	1,489,673	820
Tubwell	20,868	-	-	20,868	7%	-	20,863	-	20,863	5
Embankment	453	-	-	453	15%	-	452	-	452	1
Drains & Slacess	151	-	-	151		-	150	-	150	1
Roads & Bridges	276	-	-	276		-	275	-	275	1
Crocery & Catlaries	180	-	-	180	20%	-	171	-	171	9
Umbrella	433	-	-	433		-	432	-	432	1
Lontorn	45	-	-	45		-	44	-	44	1
Torch Light	197	-	-	197		-	196	-	196	1
Petromach	2,800	-	-	2,800		-	2,799	-	2,799	1
<b>Total:</b>	<b>3,171,469</b>	<b>-</b>	<b>-</b>	<b>3,171,469</b>		<b>-</b>	<b>3,170,577</b>	<b>-</b>	<b>3,170,577</b>	<b>892</b>
<b>Grand Total:</b>	<b>51,625,948</b>	<b>-</b>	<b>-</b>	<b>51,625,948</b>		<b>1,426,299</b>	<b>47,763,351</b>	<b>-</b>	<b>49,189,650</b>	<b>2,436,298</b>
<b>Balance an on 30.06.2020</b>	<b>48,880,948</b>	<b>2,745,000</b>	<b>-</b>	<b>51,625,948</b>		<b>1,426,300</b>	<b>46,337,051</b>	<b>-</b>	<b>47,763,351</b>	<b>3,862,597</b>



**NORTH BENGAL SUGAR MILLS LTD.**  
**GOPALPUR, NATORE.**

**Schedule of Repair & Maintenance**  
**AS ON 30.06.2021**

Schedule-A

C. No.	Cost Centre	Particulars					Amount in Taka	
		Repairs & Maintenance (2020-2021)		Total	Fuel	2020-2021	2019-2020	
		64000	65000					67000
1	Cane Procurement	-	870,216	870,216	1,464	871,680	1,252,163	
2	Garage	4,453,826	566,620	5,020,446	13,158,155	18,178,601	19,287,986	
5	Mechanical	6,486,106	3,384,601	9,870,707	1,799,000	11,669,707	22,353,480	
6	Chemical	8,325,835	681,906	9,007,741	44,690	9,052,431	10,432,599	
35	Sales & Distribution	-	-	-	-	-	6,150	
40	Boiler	1,441,230	623,396	2,064,626	485,722	2,550,348	3,377,298	
41	Power Generation	629,458	33,817	663,275	1,146,144	1,809,419	7,297,326	
44	Electrical	2,458,133	181,460	2,639,593		2,639,593	1,248,250	
45	Civil	596,222	665,799	1,262,021		1,262,021	2,025,404	
63	Cane Development	113,888	5,410	119,298		119,298	362,138	
79	Accounts	-	24,810	24,810	1,094	25,904	156,121	
82	Administration	260,063	238,487	498,550	6,264,575	6,763,125	1,063,486	
		24,764,761	7,276,522	32,041,283	22,900,844	54,942,127	68,862,400	

	Repairs & Maintenance	Fuel	Total
Administration	523,360	6,265,669	6,789,029
Factory	31,517,923	16,635,175	48,153,098
Selling & Distribution	-	-	-
	<b>32,041,283</b>	<b>22,900,844</b>	<b>54,942,127</b>





**NORTH BENGAL SUGAR MILLS LTD.**  
**GOPALPUR, NATORE**  
**SCHEDULE OF SALE OF MOLASSES**  
**AS ON 30-06-2021**

Month	Steel Qty. M.T.	Pit Qty. M.T.	Net Value(Steel)	Net Value(Pit)	V.A.T. (15%)	V.A.T.(7.5%)	I.T. (5%)	S.E.C (1%)	Amount Tk.
July'2020	841.55	-	14,411,154	-	2,161,673	1,080,837	720,558	144,112	18,518,333
Aug'2020	557.620	732.460	9,615,700	11,685,733	1,752,860	876,430	584,287	116,857	15,016,167
Sept.'2020	734.640	-	12,697,755	-	1,442,355	721,177	480,785	96,157	12,356,174
Oct.'2020	1,373.740	-	23,747,627	-	3,562,144	1,781,072	1,187,381	237,476	30,515,700
Nov.'2020	1,604.990	-	27,773,842	-	4,166,076	2,083,038	1,388,692	277,738	35,689,387
Dec.'2020	830.960	-	16,130,429	-	2,419,564	1,209,782	806,521	161,304	20,727,601
Jan.'2021	31.310	-	609,144	-	91,372	45,686	30,457	6,091	782,750
Feb.'2021	18.650	-	384,611	-	57,692	28,846	19,231	3,846	494,225
Mar.'2021	314.980	-	7,058,802	-	1,058,820	529,410	352,940	70,588	9,070,561
April'2021	233.970	-	5,278,411	-	791,762	395,881	263,921	52,784	6,782,758
May.'2021	16.420	-	392,432	-	58,865	29,432	19,622	3,924	504,275
Jun.'2021	16.310	-	389,803	-	58,470	29,235	19,490	3,898	500,896
<b>Total</b>	<b>6,575.140</b>	<b>732.460</b>	<b>118,489,708</b>	<b>11,685,733</b>	<b>19,526,316</b>	<b>9,763,158</b>	<b>6,508,772</b>	<b>1,301,754</b>	<b>167,275,441</b>

Average selling Price 17,814

<b>Less:</b>									
VAT (15%)									19,526,316
VAT (7.5%)									9,763,158
Income Tax (5%)									6,508,772
S.E.C (1%)									1,301,754
Total Vat & Tax									37,100,001
<b>Net Sale (Taka):</b>									130,175,441



**NORTH BENGAL SUGAR MILLS LTD.**

Gopalpur, Natore.

Schedule of Sugar Sales

For the year ended June 30, 2021

Schedule-C

Particulars		Quantity(MT)	Rate Per M.T	Amount(Taka)
1	Ministry of Defence	3,351.000	60,000.00	201,060,000
		3,022.000	63,000.00	190,386,000
	<b>Total</b>	<b>6,373.000</b>		<b>391,446,000</b>
2	Employees (Ration Shop)	27.388	60,000.00	1,643,280
		13.612	63,000.00	857,556
		1.000	65,000.00	65,000
		0.900	68,000.00	61,200
	<b>Total</b>	<b>42.900</b>		<b>2,627,036</b>
3	Growers	141.300	60,000.00	8,478,000
		586.600	63,000.00	36,955,800
	<b>Total</b>	<b>727.900</b>	-	<b>45,433,800</b>
4	T.C.B	-	-	-
		-	-	-
	<b>Total</b>	-		-
5	Hole Sale (Dealer)	10.000	65,000.00	650,000
		368.000	60,000.00	22,080,000
	<b>Total</b>	<b>378.000</b>		<b>22,730,000</b>
6	Police	2,476.900	60,000.00	148,614,000
		965.400	63,000.00	60,820,200
	<b>Total</b>	<b>3,442.300</b>		<b>209,434,200</b>
7	BSFIC Free Sales	378.600	65,000.00	24,609,000
		165.000	68,000.00	11,220,000
	<b>Total</b>	<b>543.600</b>		<b>35,829,000</b>
8	Free Sales	3,776.450	60,000.00	226,587,000
		16.100	65,000.00	1,046,500
		49.250	68,000.00	3,349,000
	<b>Total</b>	<b>3,841.800</b>		<b>230,982,500</b>
<b>Grand Total</b>	<b>15,349.500</b>	-	<b>938,482,536</b>	





**NORTH BENGAL SUGAR MILLS LTD.**  
**GOPALPUR, NATORE.**  
**SCHEDULE OF STOCK-IN-TRADE**  
**AS ON 30-06-2021**

Schedule- D

Particulars	Qty. M.T.	Rate per M. T.	Amount Tk.
<b>1) Sugar:</b>			
Opening Stock (1st July'2020)	9,253.114		
Add: Production	8,279.000		
Total :	17,532.114		
Less: Sales	15,349.500		
<b>Total : Closing Stock</b>	<b>2,182.614</b>		<b>137,504,682</b>
<b>2) Molasses:</b>			
<b>Steel Tank :</b>			
Opening Stock (1st July'2020)	6,215.630		
Add: Production	4,765.000		
Add: Inventory Adjustment	968.690		
Total :	11,949.320		
Less: Sales	6,575.140		
<b>Total : Closing Stock</b>	<b>5,374.180</b>		<b>95,735,643</b>
<b>Pit :</b>			
Opening Stock (1st July'2020)	732.460		
Add: Production	-		
Add: Inventory Adjustment	-		
Total :	732.460		
Less: Sales	732.460		
<b>Total : Closing Stock</b>	<b>0.000</b>	-	-
<b>Total Molasses (Tk.)</b>	<b>5,374.180</b>		<b>95,735,643</b>
<b>Grand Total (Tk.)</b>			<b>233,240,325</b>
<b>Closing Stock Of Sugar In- Process</b>			
			<b>966,036</b>
<b>Calculations of closing Finished Goods:</b>			
Particulars	M.Ton	Rate	Total Taka
1) Closing Stock of Sugar	2,182.614	63,000.00	137,504,682
	<b>2,182.614</b>		<b>137,504,682</b>
2) Closing Stock of Molasses	5,374.180	17,814.00	95,735,643
	<b>5,374.180</b>		<b>95,735,643</b>



# NORTH BENGAL SUGAR MILLS LTD.

GOPALPUR, NATORE.

SCHEDULE OF WORK-IN-PROCESS (SUGAR)

AS ON 30-06-2021

Schedule- E

1	Closing Work-in-Process	: 16.40 M.Ton
2	Recovery	: 6.43%
3	Total Cane Crushing	: 1,28,689.00 M. Ton
4	<u>Cost of Cane Required:</u>	

= Cost of Cane per M.Ton X Cane Req. for Closing Work-in-Process.

$$= \frac{\text{Total Cane Price}}{\text{Total Cane Crushed}} \times \frac{\text{End. Work-in-Process}}{\text{Recovery Rate}} \times 100$$

$$= \frac{470479757}{1,28,689.00 \text{ M. Ton}} \times \frac{16.40 \text{ M.Ton}}{6.43 \text{ Per M. Ton}} \times 100$$

= 932,464.68

= 932,465.00 Taka

5 Cost of the Other Production Materials.

$$= \frac{\text{Cost of Lime, Sulpher and Others}}{\text{Production of sugar}} \times \text{End. Work-in-Process}$$

$$= \frac{16946970}{8,279.00 \text{ M.Ton}} \times 16.40 \text{ M.Ton}$$

= 33,570.52

= 33,571.00 Taka

7 Cost of Closing Work-in-Process:

Cost of Cane Required 932,465

Cost of the Other Production Materials 33,571

**Total = 966,036**

**Cost of Closing Work-in-Process: 966,036**





**North Bengal Sugar Mills Ltd.**  
**Ratio Analysis**  
**For the year ended June 30, 2021**

<b>1.00 Current Ratio :</b>		
A. Current Assets	1,245,795,692	
B. Current Liabilities	7,419,199,062	
C. Current Ratio ( A / B)		<b>0.17</b>

**Comments:** The Standard Current Ratio is **2:1** and the calculated ratio is **0.17:1**. This Ratio indicates that NBSML is not capable to discharge its current obligation in short run.

<b>2.00 Acid Test Ratio/Quick Ratio :</b>		
A. Quick Current Assets(Current assets - Inventory)	888,605,602	
B. Current Liabilities	7,419,199,062	
C. Acid Test Ratio/Quick Ratio (A/B)		<b>0.12</b>

**Comments :** The standard current ratio is **1:1** and the calculated ratio is **0.12:1**. This Ratio indicates that this NBSML is not capable to discharge its current liabilities in short run.

<b>3.00 Stock Turnover Ratio :</b>		
A. Cost of Sales	1,244,897,402	
B. Average Stock	431,722,845	
C. Stock Turnover Times (A / B)		<b>2.88</b>

**Standard =8 times**

<b>3.01 Average Stock</b>	$\frac{\text{opening inventory} + \text{closing inventory}}{2.00}$	
	863445690.3	
	2.00	<b>431,722,845</b>

**Comments :** This Ratio indicates the shortage inventory in hand for production.

<b>4.00 Assets Turnover ratio:</b>		
A. Turnover/sales	1,135,491,774	
B. Net Assets/Capital employed	(6,182,204,921)	
C. Turnover to current Assets (A / B)		<b>(0.18)</b>

**Standard =4 times**

**Comments :** This existing Turnover to current assets ratio is **(0.18)**. times against standard ratio is 4 times. This ratio indicates very poor situation of the company in this regards.

<b>5.00 Debt Equity Ratio</b>		
A. Long Term and short term Debt	4,934,864,067	
B. Equity & Margin	(7,523,963,241)	
C. Debt Equity Ratio (A / B)		<b>(0.66)</b>

**Comments :** The NBSML is overburdened over it debt. If this situation is continued. The activities of the NBSML will be collapsed.



**NORTH BENGAL SUGAR MILLS LTD.**  
**BUDGET VARIANCE**  
**FOR THE YEAR ENDED 30 JUNE, 2021**

Particular	Budget	Actual	Variance/ Favourable (Unfavourable)
<b>Sales (In M.Ton)</b>	<b>13,162.59</b>	<b>22,657.10</b>	<b>9,494.51</b>
Sugar	8,274.00	15,349.50	7,075.50
Molasses	4,888.59	7,307.60	2,419.01
<b>Sales (In Tk.)</b>	<b>620,825,000</b>	<b>1,068,657,977</b>	<b>447,832,977</b>
Sugar	498,610,000	938,482,536	439,872,536
Molasses	122,215,000	130,175,441	7,960,441

**Raw Material consumed (In M. Ton):**

Sugar Cane	Schedule-e	128,647.00	128,689.00	42.00
<b>Raw Material consumed (In Tk.):</b>		<b>516,625,000</b>	<b>487,426,727</b>	<b>29,198,273</b>
Cost of Sugar Cane		499,100,000	470,479,757	28,620,243
Other Production Materialas	Note-26.02	17,525,000	16,946,970	578,030.00
<b>Salary &amp; Wages</b>		<b>301,678,000</b>	<b>306,519,630</b>	<b>(4,841,630)</b>
Salary & Wages(S)		86,500,000	55,488,946	31,011,054
Salary & Wages(P)		215,178,000	251,030,684	(35,852,684)
<b>Production In M.Ton</b>				
Sugar		8,274.00	8,279.00	5.00
Molasses		4,888.59	4,765.00	(123.59)

